HIGHLIGHTS OF PRESCRIBING INFORMATION

These highlights do not include all the information needed to use LENVIMA safely and effectively. See full prescribing information for LENVIMA.

LENVIMA® (lenvatinib) capsules, for oral use
Initial U.S. Approval: 2015

----------RECENT MAJOR CHANGES----------

Indications and Usage (1.2)	09/2026
Dosage and Administration (2.3, 2.4)	09/2026
Warnings and Precautions (5.2)	09/2026
Warnings and Precautions (5.5)	10/2026

----------INDICATIONS AND USAGE----------

LENVIMA is a kinase inhibitor that is indicated:

Differentiated Thyroid Cancer

- For the treatment of adult patients with locally recurrent or metastatic, progressive, radioactive iodine-refractory differentiated thyroid cancer (DTC). (1.1)

Renal Cell Carcinoma

- In combination with pembrolizumab or pembrolizumab and berahyaluronidase alfa-pmph, for the first-line treatment of adult patients with advanced renal cell carcinoma (RCC). (1.2)
- In combination with belzutifan, for the treatment of adult patients with advanced renal cell carcinoma with a clear cell component (ccRCC) following a programmed death receptor-1 (PD-1) or programmed death-ligand 1 (PD-L1) inhibitor. (1.2)
- In combination with everolimus, for the treatment of adult patients with advanced RCC following one prior anti-angiogenic therapy. (1.2)

Hepatocellular Carcinoma

- For the first-line treatment of patients with unresectable hepatocellular carcinoma (HCC). (1.3)

Endometrial Carcinoma

- In combination with pembrolizumab or pembrolizumab and berahyaluronidase alfa-pmph, for the treatment of patients with advanced endometrial carcinoma (EC) that is mismatch repair proficient (pMMR) or not microsatellite instability-high (MSI-H), as determined by an FDA-authorized test, who have disease progression following prior systemic therapy in any setting and are not candidates for curative surgery or radiation. (1.4, 2.1)

----------DOSAGE AND ADMINISTRATION----------

Single Agent Therapy:

- DTC: The recommended dosage is 24 mg orally once daily. (2.3)
- HCC: The recommended dosage is based on actual body weight: 12 mg orally once daily for patients greater than or equal to 60 kg or 8 mg orally once daily for patients less than 60 kg. (2.5)

Combination Therapy:

- EC: The recommended dosage is 20 mg orally once daily in combination with pembrolizumab or pembrolizumab and berahyaluronidase alfa-pmph. (2.6)
- RCC: The recommended dosage is:
  - 20 mg orally once daily with pembrolizumab or pembrolizumab and berahyaluronidase alfa-pmph. (2.4)
  - 20 mg orally once daily with belzutifan. (2.4)
  - 18 mg orally once daily with everolimus 5 mg orally once daily. (2.4)
- Modify the recommended daily dose for patients with renal or hepatic impairment. (2.5, 2.6)

----------DOSAGE FORMS AND STRENGTHS----------

Capsules: 4 mg and 10 mg. (3)

----------CONTRAINDICATIONS----------

None. (4)

----------WARNINGS AND PRECAUTIONS----------

- Hypertension: Control blood pressure prior to treatment and monitor during treatment. Withhold for Grade 3 hypertension despite optimal antihypertensive therapy. Discontinue for Grade 4 hypertension. (2.4, 5.1)
- Cardiac Dysfunction: Consider assessment of baseline left ventricular ejection fraction (LVEF). Monitor for symptoms or signs of heart failure and, if present, assess LVEF. Withhold, reduce dose, or permanently discontinue LENVIMA based on severity. (2.4, 5.2)
- Arterial Thromboembolic Events: Discontinue following an arterial thromboembolic event. (2.4, 5.3)
- Hepatotoxicity: Monitor liver function prior to treatment and periodically during treatment. Withhold or discontinue for Grade 3 or 4 hepatotoxicity. Discontinue for hepatic failure. (2.4, 5.4)
- Renal Failure or Impairment: Withhold or discontinue for Grade 3 or 4 renal failure or impairment. (2.4, 5.5)
- Proteinuria: Monitor for proteinuria prior to treatment and periodically during treatment. Withhold for 2 or more grams of proteinuria per 24 hours. Discontinue for nephrotic syndrome. (2.4, 5.6)
- Diarrhea: May be severe and recurrent. Promptly initiate management for severe diarrhea. Withhold or discontinue based on severity. (2.4, 5.7)
- Fistula Formation and Gastrointestinal Perforation: Discontinue in patients who develop Grade 3 or 4 fistula or any Grade gastrointestinal perforation. (2.4, 5.8)
- QTc Interval Prolongation: Monitor and correct electrolyte abnormalities. Withhold for QTc interval greater than 500 ms or for 60 ms or greater increase in baseline QT interval. (2.4, 5.9)
- Hypocalcemia: Monitor blood calcium levels at least monthly and replace calcium as necessary. Withhold or discontinue based on severity. (2.4, 5.10)
- Reversible Posterior Leukoencephalopathy Syndrome (RPLS): Withhold for RPLS until fully resolved or discontinue. (2.4, 5.11)
- Hemorrhagic Events: Withhold or discontinue based on severity. (2.4, 5.12)
- Impairment of Thyroid Stimulating Hormone Suppression/Thyroid Dysfunction: Monitor thyroid function prior to treatment and monthly during treatment. (5.13)
- Impaired Wound Healing: Withhold LENVIMA for at least 1 week before elective surgery. Do not administer for at least 2 weeks following major surgery and until adequate wound healing. The safety of resumption of LENVIMA after resolution of wound healing complications has not been established. (5.14)
- Osteonecrosis of the Jaw: Consider preventive dentistry prior to treatment with LENVIMA. Avoid invasive dental procedures, if possible, particularly in patients at higher risk. (5.15)
- Embryo-Fetal Toxicity: Can cause fetal harm. Advise females of reproductive potential of the potential risk to a fetus and to use effective contraception. (5.16, 8.1, 8.3)

----------ADVERSE REACTIONS----------

Most common adverse reactions are:

- LENVIMA as single agent
  - DTC (incidence ≥30%) hypertension, fatigue, diarrhea, arthralgia/myalgia, decreased appetite, decreased weight, nausea, stomatitis, headache, vomiting, proteinuria, palmar-plantar erythrodysesthesia syndrome, abdominal pain, and dysphonia. (6.1)
  - HCC (incidence ≥20%) hypertension, fatigue, diarrhea, decreased appetite, arthralgia/myalgia, decreased weight, abdominal pain, palmar-plantar erythrodysesthesia syndrome, proteinuria, dysphonia, hemorrhagic events, hypothyroidism, and nausea. (6.1)
- LENVIMA in combination with pembrolizumab
  - RCC (incidence ≥20%) fatigue, diarrhea, musculoskeletal pain, hypothyroidism, hypertension, stomatitis, decreased appetite, rash, nausea, decreased weight, dysphonia, proteinuria, palmar-plantar erythrodysesthesia syndrome, abdominal pain, hemorrhagic events, vomiting, constipation, hepatotoxicity, headache, and acute kidney injury. (6.1)
  - EC (incidence ≥20%) hypothyroidism, hypertension, fatigue, diarrhea, musculoskeletal disorders, nausea, decreased appetite, vomiting, stomatitis, decreased weight, abdominal pain, urinary tract infection, proteinuria, constipation, headache, hemorrhagic events, palmar-plantar erythrodysesthesia, dysphonia, and rash. (6.1)
- LENVIMA in combination with belzutifan
  - Advanced ccRCC (incidence ≥25%) anemia, fatigue, hypertension, musculoskeletal pain, diarrhea, nausea, hypothyroidism, decreased appetite, proteinuria, rash, vomiting, decreased weight, constipation, abdominal pain, and stomatitis. (6.1)
- LENVIMA in combination with everolimus
  - RCC (incidence ≥30%) diarrhea, fatigue, arthralgia/myalgia, decreased appetite, vomiting, nausea, stomatitis/oral inflammation, hypertension, peripheral edema, cough, abdominal pain, dyspnea, rash, decreased weight, hemorrhagic events, and proteinuria. (6.1)

To report SUSPECTED ADVERSE REACTIONS, contact Eisai Inc. at 1-877-873-4724 or FDA at 1-800-FDA-1088 or www.fda.gov/medwatch.

----------USE IN SPECIFIC POPULATIONS----------

- Lactation: Advise not to breastfeed. (8.2)

See 17 for PATIENT COUNSELING INFORMATION and FDA-approved patient labeling.

Revised:10/2026

FULL PRESCRIBING INFORMATION: CONTENTS*

1 INDICATIONS AND USAGE
- 1.1 Differentiated Thyroid Cancer
- 1.2 Renal Cell Carcinoma
- 1.3 Hepatocellular Carcinoma
- 1.4 Endometrial Carcinoma

2 DOSAGE AND ADMINISTRATION
- 2.1 Patient Selection
- 2.2 Important Dosage Information
- 2.3 Recommended Dosage
- 2.4 Dosage Modifications for Adverse Reactions
- 2.5 Dosage Modifications for Severe Renal Impairment
- 2.6 Dosage Modifications for Severe Hepatic Impairment
- 2.7 Capsule Administration and Preparation of Suspension for Administration

3 DOSAGE FORMS AND STRENGTHS

4 CONTRAINDICATIONS

5 WARNINGS AND PRECAUTIONS
- 5.1 Hypertension
- 5.2 Cardiac Dysfunction
- 5.3 Arterial Thromboembolic Events
- 5.4 Hepatotoxicity
- 5.5 Renal Failure or Impairment
- 5.6 Proteinuria
- 5.7 Diarrhea
- 5.8 Fistula Formation and Gastrointestinal Perforation
- 5.9 QTc Interval Prolongation
- 5.10 Hypocalcemia
- 5.11 Reversible Posterior Leukoencephalopathy Syndrome
- 5.12 Hemorrhagic Events
- 5.13 Impairment of Thyroid Stimulating Hormone Suppression/Thyroid Dysfunction
- 5.14 Impaired Wound Healing
- 5.15 Osteonecrosis of the Jaw (ONJ)
- 5.16 Embryo-Fetal Toxicity

6 ADVERSE REACTIONS
- 6.1 Clinical Trials Experience
- 6.2 Postmarketing Experience

7 DRUG INTERACTIONS
- 7.1 Drugs That Prolong the QT Interval

8 USE IN SPECIFIC POPULATIONS
- 8.1 Pregnancy
- 8.2 Lactation
- 8.3 Females and Males of Reproductive Potential
- 8.4 Pediatric Use
- 8.5 Geriatric Use
- 8.6 Renal Impairment
- 8.7 Hepatic Impairment

10 OVERDOSAGE

11 DESCRIPTION

12 CLINICAL PHARMACOLOGY
- 12.1 Mechanism of Action
- 12.2 Pharmacodynamics
- 12.3 Pharmacokinetics

13 NONCLINICAL TOXICOLOGY
- 13.1 Carcinogenesis, Mutagenesis, Impairment of Fertility

14 CLINICAL STUDIES
- 14.1 Differentiated Thyroid Cancer
- 14.2 Renal Cell Carcinoma
- 14.3 Hepatocellular Carcinoma
- 14.4 Endometrial Carcinoma (EC)

16 HOW SUPPLIED/STORAGE AND HANDLING

17 PATIENT COUNSELING INFORMATION

*Sections or subsections omitted from the full prescribing information are not listed.

FULL PRESCRIBING INFORMATION

1 INDICATIONS AND USAGE

1.1 Differentiated Thyroid Cancer

LENVIMA is indicated for the treatment of adult patients with locally recurrent or metastatic, progressive, radioactive iodine-refractory differentiated thyroid cancer (DTC).

1.2 Renal Cell Carcinoma

LENVIMA, in combination with pembrolizumab or pembrolizumab and berahyaluronidase alfa-pmph, is indicated for the first-line treatment of adult patients with advanced renal cell carcinoma (RCC).

LENVIMA, in combination with belzutifan, is indicated for the treatment of adult patients with advanced renal cell carcinoma with a clear cell component (ccRCC) following a programmed death receptor-1 (PD-1) or programmed death-ligand 1 (PD-L1) inhibitor.

LENVIMA, in combination with everolimus, is indicated for the treatment of adult patients with advanced RCC following one prior anti-angiogenic therapy.

1.3 Hepatocellular Carcinoma

LENVIMA is indicated for the first-line treatment of patients with unresectable hepatocellular carcinoma (HCC).

1.4 Endometrial Carcinoma

LENVIMA, in combination with pembrolizumab or pembrolizumab and berahyaluronidase alfa-pmph, is indicated for the treatment of patients with advanced endometrial carcinoma (EC) that is mismatch repair proficient (pMMR) or not microsatellite instability-high (MSI-H), as determined by an FDA-authorized test, who have disease progression following prior systemic therapy in any setting and are not candidates for curative surgery or radiation *[see Dosage and Administration (2.1)]*.

2 DOSAGE AND ADMINISTRATION

2.1 Patient Selection

For the pMMR/not MSI-H advanced endometrial carcinoma indication, select patients for treatment with LENVIMA in combination with pembrolizumab based on MMR or MSI status in tumor specimens *[see Clinical Studies (14.4)]*.

Information on FDA-authorized tests for patient selection is available at: http://www.fda.gov/CompanionDiagnostics.

2.2 Important Dosage Information

- Reduce the dose for certain patients with renal or hepatic impairment *[see Dosage and Administration (2.5, 2.6)]*.
- Take LENVIMA once daily, with or without food, at the same time each day *[see Clinical Pharmacology (12.3)]*. If a dose is missed and cannot be taken within 12 hours, skip that dose and take the next dose at the usual time of administration.

2.3 Recommended Dosage

Table 1: Recommended Dosage		
Indication	**Recommended Dosage of LENVIMA**	**Duration of Treatment**
Monotherapy		
DTC	24 mg orally once daily	Until disease progression or unacceptable toxicity.
HCC	Patients with a body weight of greater than or equal to 60 kg: 12 mg orally once daily Patients with a body weight of less than 60 kg: 8 mg orally once daily	Until disease progression or unacceptable toxicity.
Combination Therapy [a]		
First line treatment of advanced RCC	20 mg orally once daily in combination with pembrolizumab or pembrolizumab and berahyaluronidase alfa-pmph	Until disease progression or unacceptable toxicity. After completing 2 years of combination therapy, LENVIMA may be administered as a single agent until disease progression or until unacceptable toxicity.
Advanced ccRCC	20 mg orally once daily in combination with belzutifan	Until disease progression or unacceptable toxicity.
Advanced RCC	18 mg orally once daily in combination with 5 mg everolimus orally once daily	Until disease progression or unacceptable toxicity.

Table 1: Recommended Dosage		
Indication	**Recommended Dosage of LENVIMA**	**Duration of Treatment**
EC	20 mg orally once daily in combination with pembrolizumab or pembrolizumab and berahyaluronidase alfa-pmph	Until disease progression or unacceptable toxicity.
[a] Refer to the Prescribing Information for the agents administered in combination with LENVIMA for recommended dosing information.		

2.4 Dosage Modifications for Adverse Reactions

Recommendations for LENVIMA dose interruption, reduction and discontinuation for adverse reactions are listed in Table 2. Table 3 lists the recommended dosage reductions of LENVIMA for adverse reactions.

Table 2: Recommended Dosage Modifications for LENVIMA for Adverse Reactions		
Adverse Reaction	**Severity** [a]	**Dosage Modifications for LENVIMA**
Hypertension *[see Warnings and Precautions (5.1)]*	Grade 3	• Withhold for Grade 3 that persists despite optimal antihypertensive therapy. • Resume at reduced dose when hypertension is controlled at less than or equal to Grade 2.
	Grade 4	• Permanently discontinue.
Cardiac Dysfunction *[see Warnings and Precautions (5.2)]*	Grade 3	• Withhold until LVEF improves to baseline or Grade 1. • Resume at a reduced dose or discontinue depending on the severity and persistence of adverse reaction.
	Grade 4	• Permanently discontinue.
Arterial Thromboembolic Event *[see Warnings and Precautions (5.3)]*	Any Grade	• Permanently discontinue.
Hepatotoxicity *[see Warnings and Precautions (5.4)]*	Grade 3 or 4	• Withhold until improves to Grade 0 to 1 or baseline. • Resume at a reduced dose or discontinue depending on severity and persistence of hepatotoxicity. • Permanently discontinue for hepatic failure.
Renal Failure or Impairment *[see*	Grade 3 or 4	• Withhold until improves to Grade 0 to 1 or baseline. • Resume at a reduced dose or discontinue depending on severity and persistence of renal impairment.

Table 2: Recommended Dosage Modifications for LENVIMA for Adverse Reactions		
Adverse Reaction	**Severity** [a]	**Dosage Modifications for LENVIMA**
Warnings and Precautions (5.5)]		
Proteinuria *[see Warnings and Precautions (5.6)]*	2 g or greater proteinuria in 24 hours	• Withhold until less than or equal to 2 grams of proteinuria per 24 hours. • Resume at a reduced dose. • Permanently discontinue for nephrotic syndrome.
Gastrointestinal Perforation *[see Warnings and Precautions (5.8)]*	Any Grade	• Permanently discontinue.
Fistula Formation *[see Warnings and Precautions (5.8)]*	Grade 3 or 4	• Permanently discontinue.
QTc Prolongation *[see Warnings and Precautions (5.9)]*	Greater than 500 ms or greater than 60 ms increase from baseline	• Withhold until QTc improves to less than or equal to 480 ms or baseline. • Resume at a reduced dose. • Permanently discontinue for persistent QTc greater than 500 ms or for ventricular arrhythmia
Reversible Posterior Leukoencephalopathy Syndrome *[see Warnings and Precautions (5.11)]*	Any Grade	• Withhold until fully resolved. • Resume at a reduced dose or discontinue depending on severity and persistence of neurologic symptoms.
Other Adverse Reactions *[see Warnings and Precautions (5.7, 5.10, 5.12)]*	Persistent or intolerable Grade 2 or 3 adverse reaction Grade 4 laboratory abnormality	• Withhold until improves to Grade 0 to 1 or baseline. • Resume at reduced dose.
	Grade 4 adverse reaction	• Permanently discontinue.

a National Cancer Institute Common Terminology Criteria for Adverse Events, version 4.0.

Table 3: Recommended Dosage Reductions of LENVIMA for Adverse Reactions			
Indication	**First Dosage Reduction To**	**Second Dosage Reduction To**	**Third Dosage Reduction To**
DTC	20 mg once daily	14 mg once daily	10 mg once daily
RCC	14 mg once daily	10 mg once daily	8 mg once daily
EC			
HCC			
• Actual weight 60 kg or greater	8 mg once daily	4 mg once daily	4 mg every other day
• Actual weight less than 60 kg	4 mg once daily	4 mg every other day	Discontinue

Recommended Dose Modifications for Adverse Reactions for LENVIMA in Combination with Pembrolizumab

When administering LENVIMA in combination with pembrolizumab, modify the dosage of one or both drugs as appropriate. Withhold, dose reduce, or discontinue LENVIMA as shown in Table 2. Refer to pembrolizumab prescribing information for additional dose modification information.

Recommended Dose Modifications for Adverse Reactions for LENVIMA in Combination with Belzutifan

When administering LENVIMA in combination with belzutifan, modify the dosage of each drug as appropriate. Withhold, dose reduce, or discontinue LENVIMA as shown in Tables 2 and 3. Refer to the belzutifan prescribing information for additional dose modification information.

Recommended Dose Modifications for Adverse Reactions for LENVIMA in Combination with Everolimus

When administering LENVIMA in combination with everolimus, withhold or reduce the LENVIMA dose first and then the everolimus dose for adverse reactions of both LENVIMA and everolimus. Refer to the everolimus prescribing information for additional dose modification information.

2.5 Dosage Modifications for Severe Renal Impairment

The recommended dosage of LENVIMA for patients with DTC, RCC, or EC and severe renal impairment (creatinine clearance less than 30 mL/min calculated by Cockcroft-Gault equation using actual body weight) is *[see Warnings and Precautions (5.5), Use in Specific Populations (8.6)]*:

- DTC: 14 mg orally once daily
- RCC and EC: 10 mg orally once daily

2.6 Dosage Modifications for Severe Hepatic Impairment

The recommended dosage of LENVIMA for patients with DTC, RCC, or endometrial carcinoma and severe hepatic impairment (Child-Pugh C) is *[see Warnings and Precautions (5.4), Use in Specific Populations (8.7)]*:

- DTC: 14 mg taken orally once daily
- RCC and EC: 10 mg taken orally once daily

2.7 Capsule Administration and Preparation of Suspension for Administration

Administration

Oral: Capsule or Suspension

Capsule

- Swallow LENVIMA capsules whole at the same time each day with or without food *[see Clinical Pharmacology (12.3)].* Do not crush or chew the LENVIMA capsules.

Suspension

- Prepare *[see Preparation below]* oral suspension with water or apple juice and administer at the same time each day with or without food *[see Clinical Pharmacology (12.3)].*

Feeding Tube Administration

Suspension

- Prepare *[see Preparation below]* suspension for feeding tube administration with water and administer at the same time each day with or without food *[see Clinical Pharmacology (12.3)].*

Preparation of Suspension

- Place the required number of capsules, up to a maximum of 5, in a small container (approximately 20 mL capacity) or syringe (20 mL). Do not break or crush capsules.
- Add 3 mL of liquid to the container or syringe. Wait 10 minutes for the capsule shell (outer surface) to disintegrate, then stir or shake the mixture for 3 minutes until capsules are fully disintegrated and administer the entire contents.
- Next, add an additional 2 mL of liquid to the container or syringe using a second syringe or dropper, swirl or shake and administer. Repeat this step at least once and until there is no visible residue to ensure all of the medication is taken.
- If 6 capsules are required for a dose, follow these instructions using 3 capsules at a time.

If LENVIMA suspension is not used at the time of preparation, LENVIMA suspension may be stored in a refrigerator at 36ºF to 46ºF (2ºC to 8ºC) for a maximum of 24 hours in a covered container. If not administered within 24 hours, the suspension should be discarded.

Note: Compatibility has been confirmed for polypropylene syringes and for feeding tubes of at least 5 French diameter (polyvinyl chloride or polyurethane tube) and at least 6 French diameter (silicone tube).

3 DOSAGE FORMS AND STRENGTHS

Capsules:

- 4 mg: yellowish-red body and yellowish-red cap, marked in black ink with "Є" on cap and "LENV 4 mg" on body.
- 10 mg: yellow body and yellowish-red cap, marked in black ink with "Є" on cap and "LENV 10 mg" on body.

4 CONTRAINDICATIONS

None.

5 WARNINGS AND PRECAUTIONS

5.1 Hypertension

Hypertension occurred in 73% of patients in SELECT (DTC) receiving LENVIMA 24 mg orally once daily and in 45% of patients in REFLECT (HCC) receiving LENVIMA 8 mg or 12 mg orally once daily. The median time to onset of new or worsening hypertension was 16 days in SELECT and 26 days in REFLECT. Grade 3 hypertension occurred in 44% of patients in SELECT and in 24% in REFLECT. Grade 4 hypertension occurred <1% in SELECT and Grade 4 hypertension was not reported in REFLECT.

In patients receiving LENVIMA 18 mg orally once daily with everolimus in Study 205 (RCC), hypertension was reported in 42% of patients and the median time to onset of new or worsening hypertension was 35 days. Grade 3 hypertension occurred in 13% of patients. Systolic blood pressure ≥160 mmHg occurred in 29% of patients and diastolic blood pressure ≥100 mmHg occurred in 21% *[see Adverse Reactions (6.1)]*.

Serious complications of poorly controlled hypertension have been reported.

Control blood pressure prior to initiating LENVIMA. Monitor blood pressure after 1 week, then every 2 weeks for the first 2 months, and then at least monthly thereafter during treatment. Withhold and resume at a reduced dose when hypertension is controlled or permanently discontinue LENVIMA based on severity *[see Dosage and Administration (2.4)]*.

5.2 Cardiac Dysfunction

Serious and fatal cardiac dysfunction, including heart failure with reduced left ventricular ejection fraction (LVEF), and cardiomyopathy, can occur with LENVIMA. The safety of LENVIMA either as monotherapy or in combination with belzutifan has not been established in patients with LVEF below 50%.

Across clinical trials in 799 patients with DTC, RCC or HCC, Grade 3 or higher cardiac dysfunction adverse events occurred in 1% of LENVIMA-treated patients. The median time to onset of Grade 3 or higher cardiac dysfunction was 35 weeks (range 7 to 63 weeks). An absolute decrease in LVEF >20% with or without clinical symptoms occurred in 1% of LENVIMA-treated patients. The median time to onset of LVEF decrease >20% was 33 weeks (range 4 to 83 weeks).

In patients treated with LENVIMA in combination with belzutifan in the LITESPARK-011 trial, Grade 3 or higher cardiac dysfunction adverse events occurred in 6% of patients. The median time to onset of Grade 3 or higher cardiac dysfunction was 26 weeks (range 1 to 192 weeks). An absolute decrease in LVEF > 20% with or without clinical symptoms occurred in

6% of patients and the median time to onset of LVEF decrease >20% was 29 weeks (range: 2 to 192 weeks).

Consider obtaining a baseline echocardiogram or Multigated Acquisition (MUGA) imaging. Monitor patients for symptoms or signs of heart failure and if present, reassess LVEF. Withhold and resume at a reduced dose upon recovery to baseline or Grade 1 or permanently discontinue LENVIMA based on severity *[see Dosage and Administration (2.4)]*.

5.3 Arterial Thromboembolic Events

Among patients receiving LENVIMA or LENVIMA with everolimus, arterial thromboembolic events of any severity occurred in 2% of patients in Study 205 (RCC), 2% of patients in REFLECT (HCC) and 5% of patients in SELECT (DTC). Grade 3 to 5 arterial thromboembolic events ranged from 2% to 3% across all clinical trials *[see Adverse Reactions (6.1)]*.

Among patients receiving LENVIMA with pembrolizumab, arterial thrombotic events of any severity occurred in 5% of patients in CLEAR, including myocardial infarction (3.4%) and cerebrovascular accident (2.3%).

Permanently discontinue LENVIMA following an arterial thrombotic event *[see Dosage and Administration (2.4)]*. The safety of resuming LENVIMA after an arterial thromboembolic event has not been established and LENVIMA has not been studied in patients who have had an arterial thromboembolic event within the previous 6 months.

5.4 Hepatotoxicity

Across clinical studies enrolling 1327 LENVIMA-treated patients with malignancies other than HCC, serious hepatic adverse reactions occurred in 1.4% of patients. Fatal events, including hepatic failure, acute hepatitis and hepatorenal syndrome, occurred in 0.5% of patients.

In REFLECT (HCC), hepatic encephalopathy (including hepatic encephalopathy, encephalopathy, metabolic encephalopathy, and hepatic coma) occurred in 8% of LENVIMA-treated patients and 3% of sorafenib-treated patients. Grade 3 to 5 hepatic encephalopathy occurred in 5% of LENVIMA-treated patients and 2% of sorafenib-treated patients. Grade 3 to 5 hepatic failure occurred in 3% of LENVIMA-treated patients and 3% of sorafenib-treated patients. Two percent of patients discontinued LENVIMA and 0.2% discontinued sorafenib due to hepatic encephalopathy and 1% of patients discontinued LENVIMA or sorafenib due to hepatic failure *[see Adverse Reactions (6.1)]*.

Monitor liver function prior to initiating LENVIMA, then every 2 weeks for the first 2 months, and at least monthly thereafter during treatment. Monitor patients with HCC closely for signs of hepatic failure, including hepatic encephalopathy. Withhold and resume at a reduced dose upon recovery or permanently discontinue LENVIMA based on severity *[see Dosage and Administration (2.4)]*.

5.5 Renal Failure or Impairment

Serious adverse reactions including fatal renal failure or renal impairment, or thrombotic microangiopathy, can occur with LENVIMA. Renal impairment occurred in 14% of patients receiving LENVIMA in SELECT (DTC) and in 7% of patients receiving LENVIMA in

REFLECT (HCC). Grade 3 to 5 renal failure or impairment occurred in 3% (DTC) and 2% (HCC) of patients, including 1 fatality in each study.

In Study 205 (RCC), renal impairment or renal failure occurred in 18% of patients receiving LENVIMA with everolimus, including Grade 3 in 10% of patients *[see Adverse Reactions (6.1)]*.

Initiate prompt management of diarrhea or dehydration/hypovolemia. Withhold and resume at a reduced dose upon recovery or permanently discontinue LENVIMA for renal failure or impairment based on severity *[see Dosage and Administration (2.4)]*.

5.6 Proteinuria

Proteinuria occurred in 34% of LENVIMA-treated patients in SELECT (DTC) and in 26% of LENVIMA-treated patients in REFLECT (HCC). Grade 3 proteinuria occurred in 11% and 6% in SELECT and REFLECT, respectively. In Study 205 (RCC), proteinuria occurred in 31% of patients receiving LENVIMA with everolimus and 14% of patients receiving everolimus. Grade 3 proteinuria occurred in 8% of patients receiving LENVIMA with everolimus compared to 2% of patients receiving everolimus *[see Adverse Reactions (6.1)]*.

Monitor for proteinuria prior to initiating LENVIMA and periodically during treatment. If urine dipstick proteinuria greater than or equal to 2+ is detected, obtain a 24-hour urine protein. Withhold and resume at a reduced dose upon recovery or permanently discontinue LENVIMA based on severity *[see Dosage and Administration (2.4)]*.

5.7 Diarrhea

Of the 737 patients treated with LENVIMA in SELECT (DTC) and REFLECT (HCC), diarrhea occurred in 49% of patients, including Grade 3 in 6%.

In Study 205 (RCC), diarrhea occurred in 81% of patients receiving LENVIMA with everolimus, including Grade 3 in 19%. Diarrhea was the most frequent cause of dose interruption/reduction and diarrhea recurred despite dose reduction *[see Adverse Reactions (6.1)]*.

Promptly initiate management of diarrhea. Withhold and resume at a reduced dose upon recovery or permanently discontinue LENVIMA based on severity *[see Dosage and Administration (2.4)]*.

5.8 Fistula Formation and Gastrointestinal Perforation

Of 799 patients treated with LENVIMA or LENVIMA with everolimus in SELECT (DTC), Study 205 (RCC) and REFLECT (HCC), fistula or gastrointestinal perforation occurred in 2%.

Permanently discontinue LENVIMA in patients who develop gastrointestinal perforation of any severity or Grade 3 or 4 fistula *[see Dosage and Administration (2.4)]*.

5.9 QTc Interval Prolongation

In SELECT (DTC), QT/QTc interval prolongation occurred in 9% of LENVIMA-treated patients and QTc interval prolongation of >500 ms occurred in 2%. In Study 205 (RCC), QTc interval increases of >60 ms occurred in 11% of patients receiving LENVIMA with everolimus and QTc interval >500 ms occurred in 6%. In REFLECT (HCC), QTc interval

increases of >60 ms occurred in 8% of LENVIMA-treated patients and QTc interval >500 ms occurred in 2%.

Monitor and correct electrolyte abnormalities at baseline and periodically during treatment. Monitor electrocardiograms in patients with congenital long QT syndrome, congestive heart failure, bradyarrhythmias, or those who are taking drugs known to prolong the QTc interval. Withhold and resume at reduced dose of LENVIMA upon recovery based on severity *[see Dosage and Administration (2.4)]*.

5.10 Hypocalcemia

In SELECT (DTC), Grade 3 to 4 hypocalcemia occurred in 9% of patients receiving LENVIMA. In 65% of cases, hypocalcemia improved or resolved following calcium supplementation, with or without dose interruption or dose reduction.

In Study 205 (RCC), Grade 3 to 4 hypocalcemia occurred in 6% of patients treated with LENVIMA with everolimus. In REFLECT (HCC), Grade 3 hypocalcemia occurred in 0.8% of LENVIMA-treated patients *[see Adverse Reactions (6.1)]*.

Monitor blood calcium levels at least monthly and replace calcium as necessary during treatment. Withhold and resume at reduced dose upon recovery or permanently discontinue LENVIMA depending on severity *[see Dosage and Administration (2.4)]*.

5.11 Reversible Posterior Leukoencephalopathy Syndrome

Across clinical studies of 1823 patients who received LENVIMA as a single agent *[see Adverse Reactions (6.1)]*, reversible posterior leukoencephalopathy syndrome (RPLS) occurred in 0.3%.

Confirm the diagnosis of RPLS with magnetic resonance imaging. Withhold and resume at a reduced dose upon recovery or permanently discontinue LENVIMA depending on severity and persistence of neurologic symptoms *[see Dosage and Administration (2.4)]*.

5.12 Hemorrhagic Events

Serious including fatal hemorrhagic events can occur with LENVIMA. Across SELECT (DTC), Study 205 (RCC) and REFLECT (HCC), hemorrhagic events of any grade occurred in 29% of the 799 patients treated with LENVIMA as a single agent or in combination with everolimus. The most frequently reported hemorrhagic events (all grades and occurring in at least 5% of patients) were epistaxis and hematuria.

In SELECT, Grade 3 to 5 hemorrhage occurred in 2% of patients receiving LENVIMA, including 1 fatal intracranial hemorrhage among 16 patients who received LENVIMA and had CNS metastases at baseline. In Study 205, Grade 3 to 5 hemorrhage occurred in 8% of patients receiving LENVIMA with everolimus, including 1 fatal cerebral hemorrhage. In REFLECT, Grade 3 to 5 hemorrhage occurred in 5% of patients receiving LENVIMA, including 7 fatal hemorrhagic events *[see Adverse Reactions (6.1)]*.

Serious tumor related bleeds, including fatal hemorrhagic events, occurred in patients treated with LENVIMA in clinical trials and in the post-marketing setting. In post-marketing surveillance, serious and fatal carotid artery hemorrhages were seen more frequently in patients with anaplastic thyroid carcinoma (ATC) than in other tumor types. The safety and effectiveness of LENVIMA in patients with ATC have not been demonstrated in clinical trials.

Consider the risk of severe or fatal hemorrhage associated with tumor invasion or infiltration of major blood vessels (e.g. carotid artery). Withhold and resume at reduced dose upon recovery or permanently discontinue LENVIMA based on the severity *[see Dosage and Administration (2.4)]*.

5.13 Impairment of Thyroid Stimulating Hormone Suppression/Thyroid Dysfunction

LENVIMA impairs exogenous thyroid suppression. In SELECT (DTC), 88% of all patients had a baseline thyroid stimulating hormone (TSH) level ≤0.5 mU/L. In those patients with a normal TSH at baseline, elevation of TSH level >0.5 mU/L was observed post baseline in 57% of LENVIMA-treated patients.

Grade 1 or 2 hypothyroidism occurred in 24% of patients receiving LENVIMA with everolimus in Study 205 (RCC) and in 21% of patients receiving LENVIMA in REFLECT (HCC). In those patients with a normal or low TSH at baseline, an elevation of TSH was observed post baseline in 70% of patients receiving LENVIMA in REFLECT and 60% of patients receiving LENVIMA with everolimus in Study 205 *[see Adverse Reactions (6.1)]*.

Monitor thyroid function prior to initiating LENVIMA and at least monthly during treatment. Treat hypothyroidism according to standard medical practice.

5.14 Impaired Wound Healing

Impaired wound healing has been reported in patients who received LENVIMA *[see Adverse Reactions (6.2)]*.

Withhold LENVIMA for at least 1 week prior to elective surgery. Do not administer for at least 2 weeks following major surgery and until adequate wound healing. The safety of resumption of LENVIMA after resolution of wound healing complications has not been established.

5.15 Osteonecrosis of the Jaw (ONJ)

Osteonecrosis of the Jaw (ONJ) has been reported in patients receiving LENVIMA *[see Adverse Reactions (6.1)]*. Concomitant exposure to other risk factors, such as bisphosphonates, denosumab, dental disease or invasive dental procedures, may increase the risk of ONJ.

Perform an oral examination prior to treatment with LENVIMA and periodically during LENVIMA treatment. Advise patients regarding good oral hygiene practices. Avoid invasive dental procedures, if possible, while on LENVIMA treatment, particularly in patients at higher risk. Withhold LENVIMA for at least 1 week prior to scheduled dental surgery or invasive dental procedures, if possible. For patients requiring invasive dental procedures, discontinuation of bisphosphonate treatment may reduce the risk of ONJ. Withhold LENVIMA if ONJ develops and restart based on clinical judgement of adequate resolution.

5.16 Embryo-Fetal Toxicity

Based on its mechanism of action and data from animal reproduction studies, LENVIMA can cause fetal harm when administered to a pregnant woman. In animal reproduction studies, oral administration of lenvatinib during organogenesis at doses below the recommended clinical doses resulted in embryotoxicity, fetotoxicity, and teratogenicity in rats and rabbits.

Advise pregnant women of the potential risk to a fetus. Advise females of reproductive potential to use effective contraception during treatment with LENVIMA and for 30 days after the last dose *[see Use in Specific Populations (8.1, 8.3)]*.

6 ADVERSE REACTIONS

The following adverse reactions are discussed elsewhere in the labeling:

- Hypertension *[see Warnings and Precautions (5.1)]*
- Cardiac Dysfunction *[see Warnings and Precautions (5.2)]*
- Arterial Thromboembolic Events *[see Warnings and Precautions (5.3)]*
- Hepatotoxicity *[see Warnings and Precautions (5.4)]*
- Renal Failure and Impairment *[see Warnings and Precautions (5.5)]*
- Proteinuria *[see Warnings and Precautions (5.6)]*
- Diarrhea *[see Warnings and Precautions (5.7)]*
- Fistula Formation and Gastrointestinal Perforation *[see Warnings and Precautions (5.8)]*
- QTc Interval Prolongation *[see Warnings and Precautions (5.9)]*
- Hypocalcemia *[see Warnings and Precautions (5.10)]*
- Reversible Posterior Leukoencephalopathy Syndrome *[see Warnings and Precautions (5.11)]*
- Hemorrhagic Events *[see Warnings and Precautions (5.12)]*
- Impairment of Thyroid Stimulating Hormone Suppression/Thyroid Dysfunction *[see Warnings and Precautions (5.13)]*
- Impaired Wound Healing *[see Warnings and Precautions (5.14)]*
- Osteonecrosis of the Jaw (ONJ) *[see Warnings and Precautions (5.15)]*

6.1 Clinical Trials Experience

Because clinical trials are conducted under widely varying conditions, adverse reaction rates observed in the clinical trials of a drug cannot be directly compared to rates in the clinical trials of another drug and may not reflect the rates observed in practice.

The data in the Warnings and Precautions reflect exposure to LENVIMA as a single agent in 261 patients with DTC (SELECT) and 476 patients with HCC (REFLECT), LENVIMA with pembrolizumab in 406 patients with EC (Study 309), LENVIMA with everolimus in 62 patients with RCC (Study 205), LENVIMA with pembrolizumab in 352 patients with RCC (CLEAR), and LENVIMA with belzutifan in 370 patients with RCC (LITESPARK-011). Safety data obtained in 1823 patients with advanced solid tumors who received LENVIMA as a single agent across multiple clinical studies was used to further characterize the risks of serious adverse reactions. Among the 1823 patients who received LENVIMA as a single agent, the median age was 61 years (20 to 89 years), the dose range was 0.2 mg to 32 mg daily, and the median duration of exposure was 5.6 months.

The data below reflect exposure to LENVIMA in 1927 patients enrolled in randomized, active-controlled trials (REFLECT; Study 205; CLEAR; Study 309; and LITESPARK-011), and a randomized, placebo-controlled trial (SELECT). The median duration of exposure to

LENVIMA across these six studies ranged from 6 to 16 months. The demographic and exposure data for each clinical trial population are described in the subsections below.

Differentiated Thyroid Cancer

The safety of LENVIMA was evaluated in SELECT, in which patients with radioactive iodine-refractory differentiated thyroid cancer were randomized (2:1) to LENVIMA (n=261) or placebo (n=131) *[see Clinical Studies (14.1)]*. The median treatment duration was 16.1 months for LENVIMA. Among 261 patients who received LENVIMA, median age was 64 years, 52% were females, 80% were White, 18% were Asian, and 2% were Black; and 4% were Hispanic/Latino.

The most common adverse reactions observed in LENVIMA-treated patients (≥30%) were, in order of decreasing frequency, hypertension, fatigue, diarrhea, arthralgia/myalgia, decreased appetite, decreased weight, nausea, stomatitis, headache, vomiting, proteinuria, palmar-plantar erythrodysesthesia (PPE) syndrome, abdominal pain, and dysphonia. The most common serious adverse reactions (at least 2%) were pneumonia (4%), hypertension (3%), and dehydration (3%).

Adverse reactions led to dose reductions in 68% of patients receiving LENVIMA; 18% of patients discontinued LENVIMA for adverse reactions. The most common adverse reactions (at least 10%) resulting in dose reductions of LENVIMA were hypertension (13%), proteinuria (11%), decreased appetite (10%), and diarrhea (10%); the most common adverse reactions (at least 1%) resulting in discontinuation of LENVIMA were hypertension (1%) and asthenia (1%).

Table 4 presents adverse reactions occurring at a higher rate in LENVIMA-treated patients than patients receiving placebo in the double-blind phase of the study.

Table 4: Adverse Reactions Occurring in Patients with a Between-Group Difference of ≥5% in All Grades or ≥2% in Grades 3 and 4 in SELECT (DTC)

Adverse Reaction	LENVIMA 24 mg N=261		Placebo N=131	
	All Grades (%)	Grades 3-4 (%)	All Grades (%)	Grades 3-4 (%)
Vascular				
Hypertension[a]	73	44	16	4
Hypotension	9	2	2	0
Gastrointestinal				
Diarrhea	67	9	17	0
Nausea	47	2	25	1
Stomatitis[b]	41	5	8	0
Vomiting	36	2	15	0
Abdominal pain[c]	31	2	11	1
Constipation	29	0.4	15	1
Oral pain[d]	25	1	2	0
Dry mouth	17	0.4	8	0
Dyspepsia	13	0.4	4	0
General				
Fatigue[e]	67	11	35	4
Edema peripheral	21	0.4	8	0
Musculoskeletal and Connective Tissue				
Arthralgia/Myalgia[f]	62	5	28	3

Table 4: Adverse Reactions Occurring in Patients with a Between-Group Difference of ≥5% in All Grades or ≥2% in Grades 3 and 4 in SELECT (DTC)				
	LENVIMA 24 mg N=261		Placebo N=131	
Adverse Reaction	**All Grades (%)**	**Grades 3-4 (%)**	**All Grades (%)**	**Grades 3-4 (%)**
Metabolism and Nutrition				
Decreased appetite	54	7	18	1
Decreased weight	51	13	15	1
Dehydration	9	2	2	1
Nervous System				
Headache	38	3	11	1
Dysgeusia	18	0	3	0
Dizziness	15	0.4	9	0
Renal and Urinary				
Proteinuria	34	11	3	0
Skin and Subcutaneous Tissue				
Palmar-plantar erythrodysesthesia	32	3	1	0
Rash[g]	21	0.4	3	0
Alopecia	12	0	5	0
Hyperkeratosis	7	0	2	0
Respiratory, Thoracic and Mediastinal				
Dysphonia	31	1	5	0
Cough	24	0	18	0
Epistaxis	12	0	1	0
Psychiatric				
Insomnia	12	0	3	0
Infections				
Urinary tract infection	11	1	5	0
Dental and oral infections[h]	10	1	1	0
Cardiac				
Electrocardiogram QTc prolonged	9	2	2	0

a Includes hypertension, hypertensive crisis, increased blood pressure diastolic, and increased blood pressure
b Includes aphthous stomatitis, stomatitis, glossitis, mouth ulceration, and mucosal inflammation
c Includes abdominal discomfort, abdominal pain, lower abdominal pain, upper abdominal pain, abdominal tenderness, epigastric discomfort, and gastrointestinal pain
d Includes oral pain, glossodynia, and oropharyngeal pain
e Includes asthenia, fatigue, and malaise
f Includes musculoskeletal pain, back pain, pain in extremity, arthralgia, and myalgia
g Includes macular rash, maculo-papular rash, generalized rash, and rash
h Includes gingivitis, oral infection, parotitis, pericoronitis, periodontitis, sialoadenitis, tooth abscess, and tooth infection

Clinically important adverse reactions occurring more frequently in LENVIMA-treated patients than patients receiving placebo, but with an incidence of <5% were pulmonary embolism (3%, including fatal reports vs 2%, respectively) and osteonecrosis of the jaw (0.4% vs 0%, respectively).

Laboratory abnormalities with a difference of ≥2% in Grade 3 – 4 events and at a higher incidence in the LENVIMA arm are presented in Table 5.

Table 5: Laboratory Abnormalities with a Difference of ≥2% in Grade 3 - 4 Events and at a Higher Incidence in the LENVIMA Arm[a, b] in SELECT (DTC)		
	LENVIMA 24 mg	**Placebo**
Laboratory Abnormality	**Grades 3-4 (%)**	**Grades 3-4 (%)**
Chemistry		
Hypocalcemia	9	2
Hypokalemia	6	1
Increased aspartate aminotransferase (AST)	5	0
Increased alanine aminotransferase (ALT)	4	0
Increased lipase	4	1
Increased creatinine	3	0
Hematology		
Thrombocytopenia	2	0

a With at least 1 grade increase from baseline
b Laboratory Abnormality percentage is based on the number of patients who had both baseline and at least one post baseline laboratory measurement for each parameter. LENVIMA (n = 253 to 258), Placebo (n = 129 to 131)

The following laboratory abnormalities (all Grades) occurred in >5% of LENVIMA-treated patients and at a rate that was two-fold or higher than in patients who received placebo: hypoalbuminemia, increased alkaline phosphatase, hypomagnesemia, hypoglycemia, hyperbilirubinemia, hypercalcemia, hypercholesterolemia, increased serum amylase, and hyperkalemia.

First-Line Treatment of Renal Cell Carcinoma in Combination with Pembrolizumab (CLEAR)

The safety of LENVIMA in combination with pembrolizumab was investigated in CLEAR *[see Clinical Studies (14.2)]*. Patients received LENVIMA 20 mg orally once daily in combination with pembrolizumab 200 mg intravenously every 3 weeks (n=352), or LENVIMA 18 mg orally once daily in combination with everolimus 5 mg orally once daily (n=355), or sunitinib 50 mg orally once daily for 4 weeks then off treatment for 2 weeks (n=340). The median duration of exposure to the combination therapy of LENVIMA and pembrolizumab was 17 months (range: 0.1 to 39).

Fatal adverse reactions occurred in 4.3% of patients receiving LENVIMA in combination with pembrolizumab, including cardio-respiratory arrest (0.9%), sepsis (0.9%), and one case (0.3%) each of arrhythmia, autoimmune hepatitis, dyspnea, hypertensive crisis, increased blood creatinine, multiple organ dysfunction syndrome, myasthenic syndrome, myocarditis, nephritis, pneumonitis, ruptured aneurysm and subarachnoid hemorrhage.

Serious adverse reactions occurred in 51% of patients receiving LENVIMA and pembrolizumab. Serious adverse reactions in ≥2% of patients were hemorrhagic events (5%), diarrhea (4%), hypertension (3%), myocardial infarction (3%), pneumonitis (3%), vomiting (3%), acute kidney injury (2%), adrenal insufficiency (2%), dyspnea (2%), and pneumonia (2%).

Permanent discontinuation of LENVIMA, pembrolizumab, or both due to an adverse reaction occurred in 37% of patients; 26% LENVIMA only, 29% pembrolizumab only, and 13% both drugs. The most common adverse reactions (≥2%) leading to permanent discontinuation of

LENVIMA, pembrolizumab, or both were pneumonitis (3%), myocardial infarction (3%), hepatotoxicity (3%), acute kidney injury (3%), rash (3%), and diarrhea (2%).

Dose interruptions of LENVIMA, pembrolizumab, or both due to an adverse reaction occurred in 78% of patients receiving LENVIMA in combination with pembrolizumab. LENVIMA was interrupted in 73% of patients and both drugs were interrupted in 39% of patients. LENVIMA was dose reduced in 69% of patients. The most common adverse reactions (≥5%) resulting in dose reduction or interruption of LENVIMA were diarrhea (26%), fatigue (18%), hypertension (17%), proteinuria (13%), decreased appetite (12%), palmar-plantar erythrodysesthesia (11%), nausea (9%), stomatitis (9%), musculoskeletal pain (8%), rash (8%), increased lipase (7%), abdominal pain (6%), and vomiting (6%), increased ALT (5%), and increased amylase (5%).

Tables 6 and 7 summarize the adverse reactions and laboratory abnormalities, respectively, that occurred in ≥20% of patients treated with LENVIMA and pembrolizumab in CLEAR.

Table 6: Adverse Reactions in ≥20% of Patients on LENVIMA plus Pembrolizumab in CLEAR (RCC)

Adverse Reactions	LENVIMA 20 mg in combination with Pembrolizumab 200 mg N=352		Sunitinib 50 mg N=340	
	All Grades (%)	Grades 3-4 (%)	All Grades (%)	Grades 3-4 (%)
General				
Fatigue[a]	63	9	56	8
Gastrointestinal				
Diarrhea[b]	62	10	50	6
Stomatitis[c]	43	2	43	2
Nausea	36	3	33	1
Abdominal pain[d]	27	2	18	1
Vomiting	26	3	20	1
Constipation	25	1	19	0
Musculoskeletal and connective tissue				
Musculoskeletal pain[e]	58	4	41	3
Endocrine				
Hypothyroidism[f]	57	1	32	0
Vascular				
Hypertension[g]	56	29	43	20
Hemorrhagic events[h]	27	5	26	4
Metabolism				
Decreased appetite[i]	41	4	31	1
Skin and subcutaneous tissue				
Rash[j]	37	5	17	1
Palmar-plantar erythrodysaesthesia syndrome[k]	29	4	38	4
Respiratory, thoracic, and mediastinal				

Table 6: Adverse Reactions in ≥20% of Patients on LENVIMA plus Pembrolizumab in CLEAR (RCC)

Adverse Reactions	LENVIMA 20 mg in combination with Pembrolizumab 200 mg N=352		Sunitinib 50 mg N=340	
	All Grades (%)	Grades 3-4 (%)	All Grades (%)	Grades 3-4 (%)
Dysphonia	30	0	4	0
Renal and urinary				
Proteinuria[l]	30	8	13	3
Acute kidney injury[m]	21	5	16	2
Investigations				
Weight decreased	30	8	9	0
Hepatobiliary				
Hepatotoxicity[n]	25	9	21	5
Nervous system				
Headache	23	1	16	1

a Includes asthenia, fatigue, lethargy and malaise
b Includes diarrhea and gastroenteritis
c Includes aphthous ulcer, gingival pain, glossitis, glossodynia, mouth ulceration, mucosal inflammation, oral discomfort, oral mucosal blistering, oral pain, oropharyngeal pain, pharyngeal inflammation, and stomatitis
d Includes abdominal discomfort, abdominal pain, abdominal rigidity, abdominal tenderness, epigastric discomfort, lower abdominal pain, and upper abdominal pain
e Includes arthralgia, arthritis, back pain, bone pain, breast pain, musculoskeletal chest pain, musculoskeletal discomfort, musculoskeletal pain, musculoskeletal stiffness, myalgia, neck pain, non-cardiac chest pain, pain in extremity, and pain in jaw
f Includes hypothyroidism, increased blood thyroid stimulating hormone and secondary hypothyroidism
g Includes essential hypertension, increased blood pressure, increased diastolic blood pressure, hypertension, hypertensive crisis, hypertensive retinopathy, and labile blood pressure
h Includes all hemorrhage terms. Hemorrhage terms that occurred in 1 or more subjects in either treatment group include: Anal hemorrhage, aneurysm ruptured, blood blister, blood loss anemia, blood urine present, catheter site hematoma, cerebral microhemorrhage, conjunctival hemorrhage, contusion, diarrhea hemorrhagic, disseminated intravascular coagulation, ecchymosis, epistaxis, eye hemorrhage, gastric hemorrhage, gastritis hemorrhagic, gingival bleeding, hemorrhage urinary tract, hemothorax, hematemesis , hematoma , hematochezia, hematuria, hemoptysis, hemorrhoidal hemorrhage , increased tendency to bruise, injection site hematoma, injection site hemorrhage, intra-abdominal hemorrhage, lower gastrointestinal hemorrhage, Mallory-Weiss syndrome, melaena, petechiae, rectal hemorrhage, renal hemorrhage, retroperitoneal hemorrhage, small intestinal hemorrhage, splinter hemorrhages, subcutaneous hematoma, subdural hematoma, subarachnoid hemorrhage, thrombotic thrombocytopenic purpura, tumor hemorrhage, traumatic hematoma, and upper gastrointestinal hemorrhage
i Includes decreased appetite and early satiety
j Includes genital rash, infusion site rash, penile rash, perineal rash, rash, rash erythematous, rash macular, rash maculo-papular, rash papular, rash pruritic, and rash pustular
k Includes palmar erythema, palmar-plantar erythrodysesthesia syndrome and plantar erythema
l Includes hemoglobinuria, nephrotic syndrome, and proteinuria
m Includes acute kidney injury, azotaemia, blood creatinine increased, creatinine renal clearance decreased, hypercreatininaemia, renal failure, renal impairment, oliguria, glomerular filtration rate decreased, and nephropathy toxic

Table 6: Adverse Reactions in ≥20% of Patients on LENVIMA plus Pembrolizumab in CLEAR (RCC)				
	LENVIMA 20 mg in combination with Pembrolizumab 200 mg N=352		Sunitinib 50 mg N=340	
Adverse Reactions	**All Grades (%)**	**Grades 3-4 (%)**	**All Grades (%)**	**Grades 3-4 (%)**
n Includes alanine aminotransferase increased, aspartate aminotransferase increased, blood bilirubin increased, drug-induced liver injury, hepatic enzyme increased, hepatic failure, hepatic function abnormal, hepatocellular injury, hepatotoxicity, hyperbilirubinemia, hypertransaminasemia, immune-mediated hepatitis, liver function test increased, liver injury, transaminases increased, and gamma-glutamyltransferase increased				

Clinically relevant adverse reactions (<20%) that occurred in patients receiving LENVIMA/pembrolizumab were myocardial infarction (3%) and angina pectoris (1%).

Table 7: Laboratory Abnormalities in ≥20% (All Grades) of Patients on LENVIMA plus Pembrolizumab in CLEAR (RCC)				
	LENVIMA 20 mg in combination with Pembrolizumab 200 mg		Sunitinib 50 mg	
Laboratory Abnormality[a]	**All Grades %[b]**	**Grades 3-4 %[b]**	**All Grades %[b]**	**Grades 3-4 %[b]**
Chemistry				
Hypertriglyceridemia	80	15	71	15
Hypercholesterolemia	64	5	43	1
Increased lipase	61	34	59	28
Increased creatinine	61	5	61	2
Increased amylase	59	17	41	9
Increased aspartate aminotransferase (AST)	58	7	57	3
Hyperglycemia	55	7	48	3
Increased alanine aminotransferase (ALT)	52	7	49	4
Hyperkalemia	44	9	28	6
Hypoglycemia	44	2	27	1
Hyponatremia	41	12	28	9
Decreased albumin	34	0.3	22	0
Increased alkaline phosphatase	32	4	32	1
Hypocalcemia	30	2	22	1
Hypophosphatemia	29	7	50	8
Hypomagnesemia	25	2	15	3

Table 7: Laboratory Abnormalities in ≥20% (All Grades) of Patients on LENVIMA plus Pembrolizumab in CLEAR (RCC)				
Laboratory Abnormality[a]	**LENVIMA 20 mg in combination with Pembrolizumab 200 mg**		**Sunitinib 50 mg**	
	All Grades %[b]	**Grades 3-4 %[b]**	**All Grades %[b]**	**Grades 3-4 %[b]**
Increased creatine phosphokinase	24	6	36	5
Hypermagnesemia	23	2	22	3
Hypercalcemia	21	1	11	1
Hematology				
Lymphopenia	54	9	66	15
Thrombocytopenia	39	2	73	13
Anemia	38	3	66	8
Leukopenia	34	1	77	8
Neutropenia	31	4	72	16

a With at least 1 grade increase from baseline
b Laboratory abnormality percentage is based on the number of patients who had both baseline and at least one post baseline laboratory measurement for each parameter. LENVIMA/pembrolizumab (n= 343 to 349) and sunitinib (n= 329 to 335).

Grade 3 and 4 increased ALT or AST was seen in 9% of patients. Grade ≥2 increased ALT or AST was reported in 64 (18%) patients, of whom 20 (31%) received ≥40 mg daily oral prednisone equivalent. Recurrence of Grade ≥2 increased ALT or AST was observed in 3 patients on rechallenge in patients receiving LENVIMA and 10 patients receiving both LENVIMA and pembrolizumab.

Treatment of Advanced Renal Cell Carcinoma with a Clear Cell Component in Combination with Belzutifan (LITESPARK-011)

The safety of LENVIMA in combination with belzutifan was evaluated in patients with advanced renal cell carcinoma with a clear cell component (ccRCC) that progressed on or after receiving a PD-1 or PD- L1 inhibitor in LITESPARK-011. Patients received LENVIMA 20 mg orally once daily in combination with belzutifan 120 mg orally once daily (n=370), or cabozantinib 60 mg orally once daily (n=371) until disease progression or unacceptable toxicity *[see Clinical Studies (14.2)]*.

The median duration of exposure to LENVIMA was 14.5 months (range: 1 day to 50.6 months).

Serious adverse reactions occurred in 54% of patients who received LENVIMA in combination with belzutifan. Serious adverse reactions in ≥2% of patients included hypoxia (6%), pneumonia (5%), hyponatremia (3.2%), acute kidney injury (3%), hemorrhage (2.7%), anemia (2.7%), cardiac failure (2.4%), and diarrhea (2.4%).

Fatal adverse reactions occurred in 5% of patients who received LENVIMA in combination with belzutifan, including sepsis (0.8%), pneumonia (0.5%), pneumonitis (0.5%), respiratory failure (0.5%), and one case (0.3%) each of acute cholecystitis, acute respiratory distress syndrome, pulmonary edema, embolic cerebral infarction, hemorrhage, postoperative wound complication, thrombotic microangiopathy and upper respiratory tract infection.

Permanent discontinuation of LENVIMA due to an adverse reaction occurred in 23% of patients. Adverse reactions which resulted in permanent discontinuation of LENVIMA in >0.5% of patients included fatigue (1.6%), cardiac failure (1.1%), hyponatremia (1.1%), pneumonia (1.1%), decreased ejection fraction (0.8%), increased lipase (0.8%), pneumonitis (0.8%), proteinuria (0.8%), and rash (0.8%).

Dosage interruptions of LENVIMA due to an adverse reaction occurred in 72% of patients. Adverse reactions which required dosage interruption in >3% of patients included fatigue (15%), hypertension (14%), diarrhea (13%), nausea (10%), vomiting (10%), anemia (8%), proteinuria (7%), decreased appetite (6%), COVID-19 (5%), musculoskeletal pain (4.3%), abdominal pain (4.3%), rash (4.3%), pneumonia (3.5%), stomatitis (3.5%), and hemorrhage (3.2%).

Dose reductions of LENVIMA due to an adverse reaction occurred in 67% of patients. Adverse reactions which required dose reductions in >2% included fatigue (20%), diarrhea (13%), hypertension (12%), proteinuria (9%), decreased appetite (8%), nausea (6%), rash (6%), vomiting (4.1%), anemia (3.5%), decreased weight (3.5%), abdominal pain (3%), increased ALT (2.7%), stomatitis (2.7%), musculoskeletal pain (2.4%), and hypothyroidism (2.2%).

The most common (≥25%) adverse reactions that occurred in patients who received LENVIMA in combination with belzutifan were anemia, fatigue, hypertension, musculoskeletal pain, diarrhea, nausea, hypothyroidism, decreased appetite, proteinuria, rash, vomiting, decreased weight, constipation, abdominal pain, and stomatitis.

Tables 8 and 9 summarize the adverse reactions and laboratory abnormalities, respectively, in LITESPARK-011.

Table 8: Adverse Reactions (≥15%) in Patients in the LENVIMA with Belzutifan Arm in LITESPARK-011 (ccRCC)

Adverse Reactions	LENVIMA with Belzutifan N=370		Cabozantinib N=371	
	All Grades (%)	Grades 3-4 (%)	All Grades (%)	Grades 3-4 (%)
Blood and lymphatic system disorders				
Anemia	70	20	26	7
General				
Fatigue [a]	68	16	60	9
Edema [a]	17	0.3	10	0.3
Vascular				
Hypertension [a]	60	33	58	30
Hemorrhage [a]	20	3	16	3
Musculoskeletal and connective tissue				
Musculoskeletal pain [a]	55	5	43	4
Gastrointestinal				
Diarrhea [a]	54	8	71	11
Nausea	42	3.8	39	1.1
Vomiting [a]	32	0.8	17	1.1

Table 8: Adverse Reactions (≥15%) in Patients in the LENVIMA with Belzutifan Arm in LITESPARK-011 (ccRCC)				
	LENVIMA with Belzutifan N=370		Cabozantinib N=371	
Adverse Reactions	**All Grades (%)**	**Grades 3-4 (%)**	**All Grades (%)**	**Grades 3-4 (%)**
Constipation	27	0.8	23	0
Abdominal pain [a]	26	1.6	27	1.9
Stomatitis [a]	25	1.9	46	5
Endocrine				
Hypothyroidism [a]	42	0.3	37	0
Metabolism and nutrition				
Decreased appetite	41	2.7	40	3.5
Renal and urinary				
Proteinuria	38	10	20	3.5
Skin and subcutaneous tissue				
Rash [a]	33	2.7	61	10
Investigations				
Weight decreased	29	5	30	6
Nervous system				
Headache [a]	24	0.5	13	0
Dizziness [a]	16	0.8	11	0.3
Respiratory, Thoracic and Mediastinal				
Cough [a]	19	0	18	0.5
Dyspnea [a]	17	1.9	11	1.1
Hypoxia	16	12	0	0
[a] Includes other related terms				

Clinically relevant adverse reactions occurring in <15% of patients who received LENVIMA in combination with belzutifan included COVID-19 (14%), dysphonia (14%), dysgeusia (14%), urinary tract infection (14%), pruritus (12%), pyrexia (11%), and arrhythmia (9%).

Table 9: Select Laboratory Abnormalities in ≥20% of Patients on LENVIMA with Belzutifan That Worsened from Baseline in LITESPARK-011 (ccRCC)				
	LENVIMA in combination with Belzutifan		Cabozantinib	
Laboratory Abnormality [a]	**All Grades %**	**Grades 3-4 %**	**All Grades %**	**Grades 3-4 %**
Hematology				
Decreased hemoglobin	87	17	50	7
Decreased lymphocytes	53	15	45	18
Decreased platelets	40	1.9	43	0.3
Increased activated partial thromboplastin time	34	2.5	27	2.5

Table 9: Select Laboratory Abnormalities in ≥20% of Patients on LENVIMA with Belzutifan That Worsened from Baseline in LITESPARK-011 (ccRCC)				
	LENVIMA in combination with Belzutifan		Cabozantinib	
Laboratory Abnormality [a]	**All Grades %**	**Grades 3-4 %**	**All Grades %**	**Grades 3-4 %**
Decreased neutrophils	21	4.9	29	3.8
Chemistry				
Increased AST	65	7	84	6
Increased ALT	56	7	77	7
Decreased sodium	47	7	49	4.6
Increased creatinine	42	3.8	36	2.4
Increased potassium	39	5	38	6
Increased lipase	38	15	50	17
Decreased magnesium	37	1.4	51	4.7
Decreased calcium	35	2.4	62	3.5
Decreased potassium	23	3.5	26	5
Increased calcium	20	0.3	11	0.5

a Each test incidence is based on the number of patients who had both baseline and at least one on-study laboratory measurement available: LENVIMA + belzutifan (range: 319 to 368 patients), and cabozantinib (range: 320 to 371 patients).

Previously Treated Renal Cell Carcinoma in Combination with Everolimus (Study 205)

The safety of LENVIMA was evaluated in Study 205, in which patients with unresectable advanced or metastatic renal cell carcinoma (RCC) were randomized (1:1:1) to LENVIMA 18 mg orally once daily with everolimus 5 mg orally once daily (n=51), LENVIMA 24 mg orally once daily (n=52), or everolimus 10 mg orally once daily (n=50) *[see Clinical Studies (14.2)]*. This data also includes patients on the dose escalation portion of the study who received LENVIMA with everolimus (n=11). The median treatment duration was 8.1 months for LENVIMA with everolimus. Among 62 patients who received LENVIMA with everolimus, the median age was 61 years, 71% were men, and 98% were White.

The most common adverse reactions observed in the LENVIMA with everolimus-treated group (≥30%) were, in order of decreasing frequency, diarrhea, fatigue, arthralgia/myalgia, decreased appetite, vomiting, nausea, stomatitis/oral inflammation, hypertension, peripheral edema, cough, abdominal pain, dyspnea, rash, decreased weight, hemorrhagic events, and proteinuria. The most common serious adverse reactions (≥5%) were renal failure (11%), dehydration (10%), anemia (6%), thrombocytopenia (5%), diarrhea (5%), vomiting (5%), and dyspnea (5%).

Adverse reactions led to dose reductions or interruption in 89% of patients receiving LENVIMA with everolimus. The most common adverse reactions (≥5%) resulting in dose reductions in the LENVIMA with everolimus-treated group were diarrhea (21%), fatigue (8%), thrombocytopenia (6%), vomiting (6%), nausea (5%), and proteinuria (5%).

Treatment discontinuation due to an adverse reaction occurred in 29% of patients in the LENVIMA with everolimus-treated group.

Table 10 presents the adverse reactions in >15% of patients in the LENVIMA with everolimus arm. Study 205 was not designed to demonstrate a statistically significant difference in adverse reaction rates for LENVIMA in combination with everolimus, as compared to everolimus for any specific adverse reaction listed in Table 10.

Table 10: Adverse Reactions Occurring in >15% of Patients in the LENVIMA with Everolimus Arm in Study 205 (RCC)

Adverse Reactions	LENVIMA 18 mg with Everolimus 5 mg N=62		Everolimus 10 mg N=50	
	Grades 1-4 (%)	Grades 3-4 (%)	Grades 1-4 (%)	Grades 3-4 (%)
Endocrine				
Hypothyroidism	24	0	2	0
Gastrointestinal				
Diarrhea	81	19	34	2
Vomiting	48	7	12	0
Nausea	45	5	16	0
Stomatitis/Oral inflammation[a]	44	2	50	4
Abdominal pain[b]	37	3	8	0
Oral pain[c]	23	2	4	0
Dyspepsia/Gastro-esophageal reflux	21	0	12	0
Constipation	16	0	18	0
General				
Fatigue[d]	73	18	40	2
Peripheral edema	42	2	20	0
Pyrexia/Increased body temperature	21	2	10	2
Metabolism and Nutrition				
Decreased appetite	53	5	18	0
Decreased weight	34	3	8	0
Musculoskeletal and Connective Tissue				
Arthralgia/Myalgia[e]	55	5	32	0
Musculoskeletal chest pain	18	2	4	0
Nervous System				
Headache	19	2	10	2
Psychiatric				
Insomnia	16	2	2	0
Renal and Urinary				
Proteinuria/Urine protein present	31	8	14	2
Renal failure event[f]	18	10	12	2
Respiratory, Thoracic and Mediastinal				
Cough	37	0	30	0
Dyspnea/Exertional dyspnea	35	5	28	8
Dysphonia	18	0	4	0

Table 10: Adverse Reactions Occurring in >15% of Patients in the LENVIMA with Everolimus Arm in Study 205 (RCC)				
	LENVIMA 18 mg with Everolimus 5 mg N=62		Everolimus 10 mg N=50	
Adverse Reactions	**Grades 1-4 (%)**	**Grades 3-4 (%)**	**Grades 1-4 (%)**	**Grades 3-4 (%)**
Skin and Subcutaneous Tissue				
Rash[g]	35	0	40	0
Vascular				
Hypertension/Increased blood pressure	42	13	10	2
Hemorrhagic events[h]	32	6	26	2

a Includes aphthous stomatitis, gingival inflammation, glossitis, and mouth ulceration
b Includes abdominal discomfort, gastrointestinal pain, lower abdominal pain, and upper abdominal pain
c Includes gingival pain, glossodynia, and oropharyngeal pain
d Includes asthenia, fatigue, lethargy and malaise
e Includes arthralgia, back pain, extremity pain, musculoskeletal pain, and myalgia
f Includes blood creatinine increased, blood urea increased, creatinine renal clearance decreased, nephropathy toxic, renal failure, renal failure acute, and renal impairment
g Includes erythema, erythematous rash, genital rash, macular rash, maculo-papular rash, papular rash, pruritic rash, pustular rash, and septic rash
h Includes hemorrhagic diarrhea, epistaxis, gastric hemorrhage, hemarthrosis, hematoma, hematuria, hemoptysis, lip hemorrhage, renal hematoma, and scrotal hematocele

In Table 11, Grade 3-4 laboratory abnormalities occurring in ≥3% of patients in the LENVIMA with everolimus arm are presented.

Table 11: Grade 3-4 Laboratory Abnormalities Occurring in ≥3% of Patients in the LENVIMA with Everolimus Arm[a,b] in Study 205 (RCC)		
Laboratory Abnormality	**LENVIMA 18 mg with Everolimus 5 mg**	**Everolimus 10 mg**
	Grades 3-4 (%)	**Grades 3-4 (%)**
Chemistry		
Hypertriglyceridemia	18	18
Increased lipase	13	12
Hypercholesterolemia	11	0
Hyponatremia	11	6
Hypophosphatemia	11	6
Hyperkalemia	6	2
Hypocalcemia	6	2
Hypokalemia	6	2
Increased aspartate aminotransferase (AST)	3	0
Increased alanine aminotransferase (ALT)	3	2
Increased alkaline phosphatase	3	0
Hyperglycemia	3	16

Table 11: Grade 3-4 Laboratory Abnormalities Occurring in ≥3% of Patients in the LENVIMA with Everolimus Arm[a,b] in Study 205 (RCC)		
Laboratory Abnormality	**LENVIMA 18 mg with Everolimus 5 mg**	**Everolimus 10 mg**
	Grades 3-4 (%)	**Grades 3-4 (%)**
Increased creatine kinase	3	4
Hematology		
Lymphopenia	10	20
Anemia	8	16
Thrombocytopenia	5	0

a With at least 1 grade increase from baseline
b Laboratory Abnormality percentage is based on the number of patients who had both baseline and at least one post baseline laboratory measurement for each parameter. LENVIMA with Everolimus (n = 62), Everolimus (n = 50).

Hepatocellular Carcinoma

The safety of LENVIMA was evaluated in REFLECT, which randomized (1:1) patients with unresectable hepatocellular carcinoma (HCC) to LENVIMA (n=476) or sorafenib (n=475) *[see Clinical Studies (14.3)]*. The dose of LENVIMA was 12 mg orally once daily for patients with a baseline body weight of ≥60 kg and 8 mg orally once daily for patients with a baseline body weight of <60 kg. The dose of sorafenib was 400 mg orally twice daily. Duration of treatment was ≥6 months in 49% and 32% of patients in the LENVIMA and sorafenib groups, respectively. Among the 476 patients who received LENVIMA in REFLECT, the median age was 63 years, 85% were men, 28% were White and 70% were Asian.

The most common adverse reactions observed in the LENVIMA-treated patients (≥20%) were, in order of decreasing frequency, hypertension, fatigue, diarrhea, decreased appetite, arthralgia/myalgia, decreased weight, abdominal pain, palmar-plantar erythrodysesthesia syndrome, proteinuria, dysphonia, hemorrhagic events, hypothyroidism, and nausea.

The most common serious adverse reactions (≥2%) in LENVIMA-treated patients were hepatic encephalopathy (5%), hepatic failure (3%), ascites (3%), and decreased appetite (2%).

Adverse reactions led to dose reduction or interruption in 62% of patients receiving LENVIMA. The most common adverse reactions (≥5%) resulting in dose reduction or interruption of LENVIMA were fatigue (9%), decreased appetite (8%), diarrhea (8%), proteinuria (7%), hypertension (6%), and palmar-plantar erythrodysesthesia syndrome (5%).

Treatment discontinuation due to adverse reactions occurred in 20% of patients in the LENVIMA-treated group. The most common adverse reactions (≥1%) resulting in discontinuation of LENVIMA were fatigue (1%), hepatic encephalopathy (2%), hyperbilirubinemia (1%), and hepatic failure (1%).

Table 12 summarizes the adverse reactions that occurred in ≥10% of patients receiving LENVIMA in REFLECT. REFLECT was not designed to demonstrate a statistically significant reduction in adverse reaction rates for LENVIMA, as compared to sorafenib, for any specified adverse reaction listed in Table 12.

Table 12: Adverse Reactions Occurring in ≥10% of Patients in the LENVIMA Arm in REFLECT (HCC)

Adverse Reaction	LENVIMA 8 mg/12 mg N=476		Sorafenib 800 mg N=475	
	Grades 1-4 (%)	Grades 3-4 (%)	Grades 1-4 (%)	Grades 3-4 (%)
Endocrine				
Hypothyroidism[a]	21	0	3	0
Gastrointestinal				
Diarrhea	39	4	46	4
Abdominal pain[b]	30	3	28	4
Nausea	20	1	14	1
Vomiting	16	1	8	1
Constipation	16	1	11	0
Ascites[c]	15	4	11	3
Stomatitis[d]	11	0.4	14	1
General				
Fatigue[e]	44	7	36	6
Pyrexia[f]	15	0	14	0.2
Peripheral edema	14	1	7	0.2
Metabolism and Nutrition				
Decreased appetite	34	5	27	1
Decreased weight	31	8	22	3
Musculoskeletal and Connective Tissue				
Arthralgia/Myalgia[g]	31	1	20	2
Nervous System				
Headache	10	1	8	0
Renal and Urinary				
Proteinuria[h]	26	6	12	2
Respiratory, Thoracic and Mediastinal				
Dysphonia	24	0.2	12	0
Skin and Subcutaneous Tissue				
Palmar-plantar erythrodysesthesia syndrome	27	3	52	11
Rash[i]	14	0	24	2
Vascular				
Hypertension[j]	45	24	31	15
Hemorrhagic events[k]	23	4	15	4

a Includes hypothyroidism, blood thyroid stimulating hormone increased.
b Includes abdominal discomfort, abdominal pain, abdominal tenderness, epigastric discomfort, gastrointestinal pain, lower abdominal pain, and upper abdominal pain
c Includes ascites and malignant ascites
d Includes aphthous ulcer, gingival erosion, gingival ulceration, glossitis, mouth ulceration, oral mucosal blistering, and stomatitis
e Includes asthenia, fatigue, lethargy and malaise
f Includes increased body temperature, pyrexia
g Includes arthralgia, back pain, extremity pain, musculoskeletal chest pain, musculoskeletal discomfort, musculoskeletal pain, and myalgia

Table 12: Adverse Reactions Occurring in ≥10% of Patients in the LENVIMA Arm in REFLECT (HCC)				
Adverse Reaction	LENVIMA 8 mg/12 mg N=476		Sorafenib 800 mg N=475	
	Grades 1-4 (%)	Grades 3-4 (%)	Grades 1-4 (%)	Grades 3-4 (%)

h Includes proteinuria, increased urine protein, protein urine present
i Includes erythema, erythematous rash, exfoliative rash, genital rash, macular rash, maculo-papular rash, papular rash, pruritic rash, pustular rash and rash
j Includes increased diastolic blood pressure, increased blood pressure, hypertension and orthostatic hypertension
k Includes all hemorrhage terms. Hemorrhage terms that occurred in 5 or more subjects in either treatment group include: epistaxis, hematuria, gingival bleeding, hemoptysis, esophageal varices hemorrhage, hemorrhoidal hemorrhage, mouth hemorrhage, rectal hemorrhage and upper gastrointestinal hemorrhage

In Table 13, Grade 3-4 laboratory abnormalities occurring in ≥2% of patients in the LENVIMA arm in REFLECT (HCC) are presented.

Table 13: Grade 3-4 Laboratory Abnormalities Occurring in ≥2% of Patients in the LENVIMA Arm[a,b] in REFLECT (HCC)		
Laboratory Abnormality	LENVIMA 8 mg/12 mg (%)	Sorafenib 800 mg (%)
Chemistry		
Increased GGT	17	20
Hyponatremia	15	9
Hyperbilirubinemia	13	10
Increased aspartate aminotransferase (AST)	12	18
Increased alanine aminotransferase (ALT)	8	9
Increased alkaline phosphatase	7	5
Increased lipase	6	17
Hypokalemia	3	4
Hyperkalemia	3	2
Decreased albumin	3	1
Increased creatinine	2	2
Hematology		
Thrombocytopenia	10	8
Lymphopenia	8	9
Neutropenia	7	3
Anemia	4	5

a With at least 1 grade increase from baseline
b Laboratory Abnormality percentage is based on the number of patients who had both baseline and at least one post baseline laboratory measurement for each parameter. LENVIMA (n=278 to 470) and sorafenib (n=260 to 473)

Endometrial Carcinoma

The safety of LENVIMA in combination with pembrolizumab was investigated in Study 309, a multicenter, open-label, randomized (1:1), active-controlled trial in patients with advanced endometrial carcinoma previously treated with at least one prior platinum-based chemotherapy regimen in any setting, including in the neoadjuvant and adjuvant settings [*see Clinical Studies (14.4)*]. Patients with endometrial carcinoma that are pMMR or not MSI-H received LENVIMA 20 mg orally once daily with pembrolizumab 200 mg intravenously every 3 weeks (n=342); or received doxorubicin or paclitaxel (n=325).

For patients with pMMR or not MSI-H status, the median duration of study treatment was 7.2 months (range 1 day to 26.8 months) and the median duration of exposure to LENVIMA was 6.7 months (range: 1 day to 26.8 months).

Fatal adverse reactions among these patients occurred in 4.7% of those treated with LENVIMA and pembrolizumab, including 2 cases of pneumonia, and 1 case of the following: acute kidney injury, acute myocardial infarction, colitis, decreased appetite, intestinal perforation, lower gastrointestinal hemorrhage, malignant gastrointestinal obstruction, multiple organ dysfunction syndrome, myelodysplastic syndrome, pulmonary embolism, and right ventricular dysfunction.

Serious adverse reactions occurred in 50% of these patients receiving LENVIMA and pembrolizumab. Serious adverse reactions with frequency ≥3% were hypertension (4.4%), and urinary tract infection (3.2%).

Discontinuation of LENVIMA due to an adverse reaction occurred in 26% of these patients. The most common (≥1 %) adverse reactions leading to discontinuation of LENVIMA were hypertension (2%), asthenia (1.8%), diarrhea (1.2%), decreased appetite (1.2%), proteinuria (1.2%), and vomiting (1.2%).

Dose reductions of LENVIMA due to adverse reactions occurred in 67% of patients. The most common (≥5%) adverse reactions resulting in dose reduction of LENVIMA were hypertension (18%), diarrhea (11%), palmar-plantar erythrodysesthesia syndrome (9%), proteinuria (7%), fatigue (7%), decreased appetite (6%), asthenia (5%), and weight decreased (5%).

Dose interruptions of LENVIMA due to an adverse reaction occurred in 58% of these patients. The most common (≥2%) adverse reactions leading to interruption of LENVIMA were hypertension (11%), diarrhea (11%), proteinuria (6%), decreased appetite (5%), vomiting (5%), increased alanine aminotransferase (3.5%), fatigue (3.5%), nausea (3.5%), abdominal pain (2.9%), weight decreased (2.6%), urinary tract infection (2.6%), increased aspartate aminotransferase (2.3%), asthenia (2.3%), and palmar-plantar erythrodysesthesia (2%).

Tables 14 and 15 summarize adverse reactions and laboratory abnormalities, respectively, in patients receiving LENVIMA in Study 309.

Table 14: Adverse Reactions in ≥20% of Patients Receiving LENVIMA plus Pembrolizumab in Study 309 (EC)				
	Endometrial Carcinoma (pMMR or not MSI-H)			
	LENVIMA 20 mg in combination with Pembrolizumab 200 mg N=342		Doxorubicin or Paclitaxel N=325	
Adverse Reaction	All Grades[a] (%)	Grades 3-4 (%)	All Grades[a] (%)	Grades 3-4 (%)
Endocrine				
Hypothyroidism[b]	67	0.9	0.9	0
Vascular				
Hypertension[c]	67	39	6	2.5
Hemorrhagic events[d]	25	2.6	15	0.9
General				
Fatigue[e]	58	11	54	6
Gastrointestinal				
Diarrhea[f]	55	8	20	2.8
Nausea	49	2.9	47	1.5
Vomiting	37	2.3	21	2.2
Stomatitis[g]	35	2.6	26	1.2
Abdominal pain[h]	34	2.6	21	1.2
Constipation	27	0	25	0.6
Musculoskeletal and Connective Tissue				
Musculoskeletal disorders[i]	53	5	27	0.6
Metabolism				
Decreased appetite[j]	44	7	21	0
Investigations				
Decreased weight	34	10	6	0.3
Renal and Urinary				
Proteinuria[k]	29	6	3.4	0.3
Infections				
Urinary tract infection[l]	31	5	13	1.2
Nervous System				
Headache	26	0.6	9	0.3
Respiratory, Thoracic and Mediastinal				
Dysphonia	22	0	0.6	0
Skin and Subcutaneous Tissue				
Palmar-plantar erythrodysesthesia[m]	23	2.9	0.9	0
Rash[n]	20	2.3	4.9	0

Table 14: Adverse Reactions in ≥20% of Patients Receiving LENVIMA plus Pembrolizumab in Study 309 (EC)

Adverse Reaction	Endometrial Carcinoma (pMMR or not MSI-H)			
	LENVIMA 20 mg in combination with Pembrolizumab 200 mg N=342		Doxorubicin or Paclitaxel N=325	
	All Grades[a] (%)	Grades 3-4 (%)	All Grades[a] (%)	Grades 3-4 (%)

a Graded per NCI CTCAE v4.03
b Includes hypothyroidism, blood thyroid stimulating hormone increased, thyroiditis, primary hypothyroidism, and secondary hypothyroidism
c Includes hypertension, blood pressure increased, hypertensive crisis, secondary hypertension, blood pressure abnormal, hypertensive encephalopathy, and blood pressure fluctuation
d Includes epistaxis, vaginal hemorrhage, hematuria, gingival bleeding, metrorrhagia, rectal hemorrhage, contusion, hematochezia, cerebral hemorrhage, conjunctival hemorrhage, gastrointestinal hemorrhage, hemoptysis, hemorrhage urinary tract, lower gastrointestinal hemorrhage, mouth hemorrhage, petechiae, uterine hemorrhage, anal hemorrhage, blood blister, eye hemorrhage, hematoma, hemorrhage intracranial, hemorrhagic stroke, injection site hemorrhage, melena, purpura, stoma site hemorrhage, upper gastrointestinal hemorrhage, wound hemorrhage, blood urine present, coital bleeding, ecchymosis, hematemesis, hemorrhage subcutaneous, hepatic hematoma, injection site bruising, intestinal hemorrhage, laryngeal hemorrhage, pulmonary hemorrhage, subdural hematoma, umbilical hemorrhage, and vessel puncture site bruise
e Includes fatigue, asthenia, malaise, and lethargy
f Includes diarrhea and gastroenteritis
g Includes stomatitis, mucosal inflammation, oropharyngeal pain, aphthous ulcer, mouth ulceration, cheilitis, oral mucosal erythema, and tongue ulceration
h Includes abdominal pain, abdominal pain upper, abdominal pain lower, abdominal discomfort, gastrointestinal pain, abdominal tenderness, and epigastric discomfort
i Includes arthralgia, myalgia, back pain, pain in extremity, bone pain, neck pain, musculoskeletal pain, arthritis, musculoskeletal chest pain, musculoskeletal stiffness, non-cardiac chest pain, pain in jaw
j Includes decreased appetite and early satiety
k Includes proteinuria, protein urine present, hemoglobinuria
l Includes urinary tract infection, cystitis, and pyelonephritis
m Includes palmar-plantar erythrodysesthesia syndrome, palmar erythema, plantar erythema, and skin reaction
n Includes rash, rash maculo-papular, rash pruritic, rash erythematous, rash macular, rash pustular, rash papular, rash vesicular, and application site rash

Table 15: Laboratory Abnormalities Worsened from Baseline[a] Occurring in ≥20% (All Grades) or ≥3% (Grades 3-4) of Patients Receiving LENVIMA plus Pembrolizumab in Study 309 (EC)				
	Endometrial Carcinoma (pMMR or not MSI-H)			
	LENVIMA 20 mg in combination with Pembrolizumab 200 mg N=342		Doxorubicin or Paclitaxel N=325	
Laboratory Test[b]	All Grades[c] (%)	Grades 3-4 (%)	All Grades[c] (%)	Grades 3-4 (%)
Chemistry				
Hypertriglyceridemia	70	6	45	1.7
Hypoalbuminemia	60	2.7	42	1.6
Increased aspartate aminotransferase	58	9	23	1.6
Hyperglycemia	58	8	45	4.4
Hypomagnesemia	46	0	27	1.3
Increased alanine aminotransferase	55	9	21	1.2
Hypercholesteremia	53	3.2	23	0.7
Hyponatremia	46	15	28	7
Increased alkaline phosphatase	43	4.7	18	0.9
Hypocalcemia	40	4.7	21	1.9
Increased lipase	36	14	13	3.9
Increased creatinine	35	4.7	18	1.9
Hypokalemia	34	10	24	5
Hypophosphatemia	26	8	17	3.2
Increased amylase	25	7	8	1
Hyperkalemia	23	2.4	12	1.2
Increased creatine kinase	19	3.7	7	0
Increased bilirubin	18	3.6	6	1.6
Hematology				
Lymphopenia	51	18	66	23
Thrombocytopenia	50	8	30	4.7
Anemia	49	8	84	14
Leukopenia	43	3.5	83	43
Neutropenia	34	8	80	60

a With at least 1 grade increase from baseline
b Laboratory abnormality percentage is based on the number of patients who had both baseline and at least one post-baseline laboratory measurement for each parameter: LENVIMA/pembrolizumab (range: 263 to 340 patients) and doxorubicin or paclitaxel (range: 240 to 322 patients).
c Graded per NCI CTCAE v4.03

6.2 Postmarketing Experience

The following adverse reactions have been identified during post-approval use of LENVIMA. Because these reactions are reported voluntarily from a population of uncertain size, it is not always possible to reliably estimate their frequency or establish a causal relationship to drug exposure.

Gastrointestinal*:* pancreatitis, increased amylase

General: impaired wound healing

Hepatobiliary: cholecystitis

Renal and Urinary: nephrotic syndrome

Vascular: arterial (including aortic) aneurysms, dissections, and rupture

7 DRUG INTERACTIONS

7.1 Drugs That Prolong the QT Interval

LENVIMA has been reported to prolong the QT/QTc interval. Avoid coadministration of LENVIMA with medicinal products with a known potential to prolong the QT/QTc interval *[see Warnings and Precautions (5.9)]*.

8 USE IN SPECIFIC POPULATIONS

8.1 Pregnancy

Risk Summary

Refer to the prescribing information of the agents administered in combination with LENVIMA for pregnancy information.

Based on findings from animal studies and its mechanism of action, LENVIMA can cause fetal harm when administered to a pregnant woman *[see Clinical Pharmacology (12.1)]*. In animal reproduction studies, oral administration of lenvatinib during organogenesis at doses below the recommended human doses resulted in embryotoxicity, fetotoxicity, and teratogenicity in rats and rabbits *(see Data)*. There are no available human data informing the drug-associated risk. Advise pregnant women of the potential risk to a fetus.

In the U.S. general population, the estimated background risk of major birth defects and miscarriage in clinically recognized pregnancies is 2% to 4% and 15% to 20%, respectively.

Data

Animal Data

In an embryofetal development study, daily oral administration of lenvatinib mesylate at doses ≥0.3 mg/kg [approximately 0.14 times the recommended clinical dose of 24 mg based on body surface area (BSA)] to pregnant rats during organogenesis resulted in dose-related decreases in mean fetal body weight, delayed fetal ossifications, and dose-related increases in fetal external (parietal edema and tail abnormalities), visceral, and skeletal anomalies. Greater than 80% post-implantation loss was observed at 1.0 mg/kg/day (approximately 0.5 times the recommended clinical dose of 24 mg based on BSA).

Daily oral administration of lenvatinib mesylate to pregnant rabbits during organogenesis resulted in fetal external (short tail), visceral (retroesophageal subclavian artery), and skeletal anomalies at doses greater than or equal to 0.03 mg/kg (approximately 0.03 times the

recommended clinical dose of 24 mg based on BSA). At the 0.03 mg/kg dose, increased post-implantation loss, including 1 fetal death, was also observed. Lenvatinib was abortifacient in rabbits, resulting in late abortions in approximately one-third of the rabbits treated at a dose level of 0.5 mg/kg/day (approximately 0.5 times the recommended clinical dose of 24 mg based on BSA).

8.2 Lactation

Risk Summary

Refer to the prescribing information of the agents administered in combination with LENVIMA for lactation information. When used in combination, advise patients not to breastfeed during treatment and for the longest post-treatment duration recommended in the prescribing information of any of the individual products.

It is not known whether LENVIMA is present in human milk; however, lenvatinib and its metabolites are excreted in rat milk at concentrations higher than those in maternal plasma *(see Data)*. Because of the potential for serious adverse reactions in breastfed children, advise women to discontinue breastfeeding during treatment with LENVIMA and for 1 week after the last dose.

Data

Animal Data

Following administration of radiolabeled lenvatinib to lactating Sprague Dawley rats, lenvatinib-related radioactivity was approximately 2 times higher [based on area under the curve (AUC)] in milk compared to maternal plasma.

8.3 Females and Males of Reproductive Potential

Refer to the prescribing information of the agents administered in combination with LENVIMA for contraception and infertility information. When used in combination, advise patients to use effective contraception during treatment and for the longest post-treatment duration recommended in the prescribing information of the individual products.

Based on animal data and its mechanism of action, LENVIMA can cause fetal harm when administered to a pregnant woman *[see Use in Specific Populations (8.1)]*.

Pregnancy Testing

Verify the pregnancy status of females of reproductive potential prior to initiating LENVIMA *[see Use in Specific Populations (8.1)]*.

Contraception

Females

Advise females of reproductive potential of the potential risk to a fetus and to use effective contraception during treatment with LENVIMA and for 30 days after the last dose.

Infertility

LENVIMA may impair fertility in males and females of reproductive potential *[see Nonclinical Toxicology (13.1)]*.

8.4 Pediatric Use

The safety and effectiveness of LENVIMA in pediatric patients have not been established.

The safety and efficacy of LENVIMA alone and in combination were investigated but not established in four open label studies (NCT02432274, NCT04154189, NCT04447755, NCT03245151) in 232 patients aged 2 to <17 years with relapsed or refractory solid tumors, including osteosarcoma, Ewing sarcoma, rhabdomyosarcoma, and high-grade glioma. Hypothyroidism and pneumothorax were observed at a higher rate in pediatric patients compared to that of adult patients. The pharmacokinetics (PK) of lenvatinib in pediatric patients were within range of values previously observed in adults at the approved recommended dose of 24 mg.

Juvenile Animal Data

Daily oral administration of lenvatinib mesylate to juvenile rats for 8 weeks starting on postnatal day 21 (approximately equal to a human pediatric age of 2 years) resulted in growth retardation (decreased body weight gain, decreased food consumption, and decreases in the width and/or length of the femur and tibia) and secondary delays in physical development and reproductive organ immaturity at doses greater than or equal to 2 mg/kg (approximately 1.2 to 5 times the human exposure based on AUC at the recommended clinical dose of 24 mg). Decreased length of the femur and tibia persisted following 4 weeks of recovery. In general, the toxicologic profile of lenvatinib was similar between juvenile and adult rats, though toxicities including broken teeth at all dose levels and mortality at the 10 mg/kg/day dose level (attributed to primary duodenal lesions) occurred at earlier treatment time-points in juvenile rats.

8.5 Geriatric Use

Of the 261 patients with differentiated thyroid cancer (DTC) who received LENVIMA in SELECT, 45% were ≥65 years of age and 11% were ≥75 years of age. No overall differences in safety or effectiveness were observed between these subjects and younger subjects.

Of the 352 patients with renal cell carcinoma (RCC) who received LENVIMA with pembrolizumab in CLEAR, 45% were ≥65 years of age and 13% were ≥75 years of age. No overall differences in safety or effectiveness were observed between these elderly patients and younger patients.

Of the 62 patients with RCC who received LENVIMA with everolimus in Study 205, 36% were ≥65 years of age. Conclusions are limited due to the small sample size, but there appeared to be no overall differences in safety or effectiveness between these subjects and younger subjects.

Of the 370 patients who received LENVIMA in combination with belzutifan for advanced ccRCC in LITESPARK-011, 44% of patients were ≥65 years old and 10% were ≥75 years old. Permanent discontinuation and dose reductions of LENVIMA in patients ≥65 years of age were 32% and 75%, respectively, compared with 16% and 61%, respectively, in younger patients. No overall differences in effectiveness were observed between patients who were ≥65 years of age and younger patients.

Of the 476 patients with hepatocellular carcinoma (HCC) who received LENVIMA in REFLECT, 44% were ≥65 years of age and 12% were ≥75 years of age. No overall differences in safety or effectiveness were observed between patients ≥65 and younger subjects. Patients ≥75 years of age showed reduced tolerability to LENVIMA.

Of 406 adult patients with endometrial carcinoma (EC) who were treated with LENVIMA in combination with pembrolizumab in Study 309, 201 (50%) were 65 years and over. No overall differences in safety or effectiveness were observed between elderly patients and younger patients.

8.6 Renal Impairment

No dose adjustment is recommended for patients with mild (CLcr 60-89 mL/min) or moderate (CLcr 30-59 mL/min) renal impairment. Lenvatinib concentrations may increase in patients with DTC, RCC, or EC and severe (CLcr 15-29 mL/min) renal impairment. Reduce the dose of LENVIMA for patients with RCC, DTC, or EC and severe renal impairment *[see Dosage and Administration (2.5)]*. There is no recommended dose of LENVIMA for patients with HCC and severe renal impairment. LENVIMA has not been studied in patients with end stage renal disease *[see Warnings and Precautions (5.5), Clinical Pharmacology (12.3)]*.

8.7 Hepatic Impairment

No dose adjustment is recommended for patients with HCC and mild hepatic impairment (Child-Pugh A). There is no recommended dose for patients with HCC with moderate or severe hepatic impairment.

No dose adjustment is recommended for patients with DTC, RCC, or EC and mild or moderate hepatic impairment (Child-Pugh A or B). Lenvatinib concentrations may increase in patients with DTC, RCC, or EC and severe hepatic impairment (Child-Pugh C). Reduce the dose of lenvatinib for patients with DTC, RCC, or EC and severe hepatic impairment *[see Dosage and Administration (2.6), Clinical Pharmacology (12.3)]*.

10 OVERDOSAGE

Due to the high plasma protein binding, lenvatinib is not expected to be dialyzable *[see Clinical Pharmacology (12.3)]*. Death due to multiorgan dysfunction occurred in a patient who received a single dose of LENVIMA 120 mg orally.

11 DESCRIPTION

LENVIMA, a kinase inhibitor, is the mesylate salt of lenvatinib. Its chemical name is 4-[3-chloro-4-(*N*'-cyclopropylureido)phenoxy]-7-methoxyquinoline-6-carboxamide methanesulfonate. The molecular formula is $C_{21}H_{19}ClN_4O_4 \bullet CH_4O_3S$, and the molecular weight of the mesylate salt is 522.96. The chemical structure of lenvatinib mesylate is:

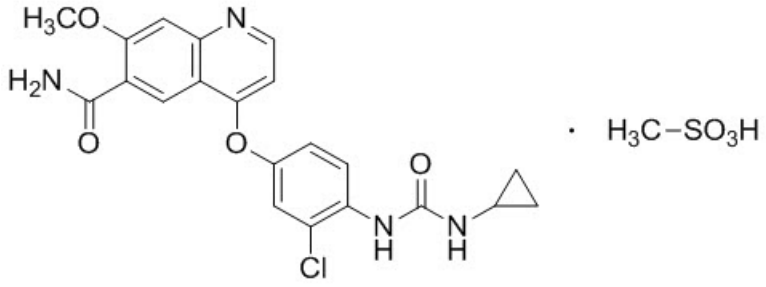

Lenvatinib mesylate is a white to pale reddish yellow powder. It is slightly soluble in water and practically insoluble in ethanol (dehydrated). The dissociation constant (pKa value) of lenvatinib mesylate is 5.05 at 25°C. The partition coefficient (log P value) is 3.3.

LENVIMA capsules for oral administration contain 4 mg or 10 mg of lenvatinib, equivalent to 4.90 mg or 12.25 mg of lenvatinib mesylate, respectively. The inactive ingredients are: calcium carbonate, hydroxypropyl cellulose, low-substituted hydroxypropyl cellulose, mannitol, microcrystalline cellulose, and talc.

In addition, the capsule shell contains ferric oxide red, ferric oxide yellow, hypromellose, and titanium dioxide. The printing ink contains black iron oxide, potassium hydroxide, propylene glycol, and shellac.

12 CLINICAL PHARMACOLOGY

12.1 Mechanism of Action

Lenvatinib is a kinase inhibitor that inhibits the kinase activities of vascular endothelial growth factor (VEGF) receptors VEGFR1 (FLT1), VEGFR2 (KDR), and VEGFR3 (FLT4). Lenvatinib inhibits other kinases that have been implicated in pathogenic angiogenesis, tumor growth, and cancer progression in addition to their normal cellular functions, including fibroblast growth factor (FGF) receptors FGFR1, 2, 3, and 4; platelet derived growth factor receptor alpha (PDGFRA), KIT, and RET. Lenvatinib also exhibited antiproliferative activity in hepatocellular carcinoma cell lines dependent on activated FGFR signaling with a concurrent inhibition of FGF-receptor substrate 2 alpha (FRS2) phosphorylation.

In syngeneic mouse tumor models, lenvatinib decreased tumor-associated macrophages, increased activated cytotoxic T cells, and demonstrated greater antitumor activity in combination with an anti-PD-1 monoclonal antibody compared to either treatment alone.

The combination of lenvatinib and everolimus showed increased antiangiogenic and antitumor activity as demonstrated by decreases in human endothelial cell proliferation, tube formation, and VEGF signaling in vitro, and by decreases in tumor volume in mouse xenograft models of human renal cell cancer that were greater than those with either drug alone.

12.2 Pharmacodynamics

<u>Exposure-Response Relationships</u>

In a multicenter randomized (1:1) double blind trial of 152 patients with radioactive iodine (RAI)-refractory DTC, a dose-response relationship for overall response rate (ORR) was observed over the dose range of 18 mg (0.75 times the recommended dose of 24 mg) and 24 mg. A higher ORR was observed at the recommended lenvatinib dose.

No dose-response relationships for adverse reactions, serious adverse reactions, adverse reactions leading to study drug discontinuation, and adverse reactions leading to study drug interruption were observed over the same dose range.

12.3 Pharmacokinetics

In patients with solid tumors administered single and multiple doses of LENVIMA once daily, the maximum lenvatinib plasma concentration (C_{max}) and the area under the concentration-time curve (AUC) increased proportionally over the dose range of 3.2 mg (0.1 times the recommended clinical dose of 24 mg) to 32 mg (1.33 times the recommended clinical dose of 24 mg) with a median accumulation index of 0.96 (20 mg) to 1.54 (6.4 mg).

Geometric mean C_{max} and AUC values at steady state for RCC, DTC and HCC are summarized in the Table 16.

Table 16: Lenvatinib C_{max} and AUC in Patients with Solid Tumors[a]					
Tumor Type	**Dose**	**Parameter**	**N**	**Geometric Mean**	**%CV**
RCC	18 mg	C_{max} (ng/mL)	350	267	36.7
		AUC (ng·h/mL)	350	3148	42.5
	20 mg	C_{max} (ng/mL)	346	275	32.6
		AUC (ng·h/mL)	346	3135	41.3
DTC	24 mg	C_{max} (ng/mL)	251	323	33.3
		AUC (ng·h/mL)	251	3483	34.7
HCC (body weight < 60 kg)	8 mg	C_{max} (ng/mL)	150	154	25.4
		AUC (ng·h/mL)	150	1835	34.0
HCC (body weight ≥ 60 kg)	12 mg	C_{max} (ng/mL)	318	172	23.1
		AUC (ng·h/mL)	318	2013	29.3

[a] Model-predicted steady-state pharmacokinetic parameters are presented.

Absorption

The time to peak plasma concentration (T_{max}) typically occurred from 1 to 4 hours post-dose.

Food Effect

Administration with a high fat meal (approximately 900 calories of which approximately 55% were from fat, 15% from protein, and 30% from carbohydrates) did not affect the extent of absorption, but decreased the rate of absorption and delayed the median T_{max} from 2 hours to 4 hours.

Distribution

Model-predicted geometric mean steady state volume of distribution is 97 L (%CV, 30.2%). Protein binding of lenvatinib is 97% to 99%, which is independent of concentration, and is not impacted by hepatic or renal function. The blood-to-plasma concentration ratio ranged from 0.59 to 0.61 at concentrations of 0.1 to 10 µg/mL in vitro.

Elimination

The terminal elimination half-life of lenvatinib was approximately 28 hours.

Metabolism

The main metabolic pathways for lenvatinib in humans were identified as enzymatic (CYP3A and aldehyde oxidase) and non-enzymatic processes.

Excretion

Ten days after a single administration of radiolabeled lenvatinib, approximately 64% and 25% of the radiolabel were eliminated in the feces and urine, respectively.

Specific Populations

Age (18 to 92 years), sex, race/ethnicity (White, Black and Asian), tumor types (DTC, RCC, HCC and other tumor types) and renal impairment (creatinine clearance: 15-89 mL/min) did not have a significant effect on apparent oral clearance (CL/F). Subjects with end stage renal disease were not studied.

Patients with Hepatic Impairment

The pharmacokinetics of lenvatinib following a single 10 mg dose were evaluated in subjects with mild (Child-Pugh A) or moderate (Child-Pugh B) hepatic impairment. The

pharmacokinetics of a single 5 mg dose were evaluated in subjects with severe (Child-Pugh C) hepatic impairment. Compared to subjects with normal hepatic function, the dose-adjusted $AUC_{0\text{-}inf}$ of lenvatinib for subjects with mild, moderate, and severe hepatic impairment were 119%, 107%, and 180%, respectively.

Apparent oral clearance of lenvatinib in patients with HCC and mild hepatic impairment was similar to patients with HCC and moderate hepatic impairment.

Body Weight

Lenvatinib exposures in patients with HCC in REFLECT were comparable between those weighing <60 kg who received a starting dose of 8 mg and those ≥60 kg who received a starting dose of 12 mg.

Drug Interaction Studies

Effect of Other Drugs on Lenvatinib

CYP3A, P-gp, and BCRP Inhibitors: Ketoconazole (400 mg daily for 18 days) increased lenvatinib (administered as a single 5 mg dose on Day 5) AUC by 15% and C_{max} by 19%.

P-gp Inhibitors: Rifampicin (600 mg as a single dose) increased lenvatinib (24 mg as a single dose) AUC by 31% and C_{max} by 33%.

CYP3A and P-gp Inducers: Rifampicin (600 mg daily for 21 days) decreased lenvatinib (24 mg as a single dose on Day 15) AUC by 18%. The C_{max} was unchanged.

Population pharmacokinetic analysis demonstrated that neither everolimus nor pembrolizumab meaningfully affect the pharmacokinetics of lenvatinib.

In Vitro Studies with Transporters: Lenvatinib is a substrate of P-gp and BCRP but not a substrate for organic anion transporter (OAT) 1, OAT3, organic anion transporting polypeptide (OATP) 1B1, OATP1B3, organic cation transporter (OCT) 1, OCT2, multidrug and toxin extrusion (MATE) 1, MATE2-K, or the bile salt export pump (BSEP).

Effect of Lenvatinib on Other Drugs

CYP2C8 Substrate: There is no projected significant drug-drug interaction risk between lenvatinib and repaglinide.

CYP3A4 Substrate: Co-administration of lenvatinib with midazolam had no effect on the pharmacokinetics of midazolam.

Population pharmacokinetic analysis demonstrated that lenvatinib does not meaningfully affect the pharmacokinetics of everolimus, pembrolizumab or belzutifan.

In Vitro Studies with Substrates of CYP or UDP-glucuronosyltransferase (UGT): Lenvatinib inhibits CYP2C8, CYP1A2, CYP2B6, CYP2C9, CYP2C19, CYP2D6, and CYP3A. Lenvatinib does not inhibit CYP2A6 and CYP2E1. Lenvatinib induces CYP3A, but it does not induce CYP1A1, CYP1A2, CYP2B6, and CYP2C9.

Lenvatinib inhibits UGT1A1, UGT1A4, and UGT1A9 in vitro, but likely only inhibits UGT1A1 in vivo in the gastrointestinal tract based on the expression of the enzyme in tissues. Lenvatinib does not inhibit UGT1A6, UGT2B7 or aldehyde oxidase. Lenvatinib does not induce UGT1A1, UGT1A4, UGT1A6, UGT1A9, or UGT2B7.

In Vitro Studies with Substrates of Transporters:

Lenvatinib does not have the potential to inhibit MATE1, MATE2-K, OCT1, OCT2, OAT1, OAT3, BSEP, OATP1B1, or OATP1B3 in vivo.

13 NONCLINICAL TOXICOLOGY

13.1 Carcinogenesis, Mutagenesis, Impairment of Fertility

Carcinogenicity studies have not been conducted with lenvatinib. Lenvatinib mesylate was not mutagenic in the in vitro bacterial reverse mutation (Ames) assay. Lenvatinib was not clastogenic in the in vitro mouse lymphoma thymidine kinase assay or the in vivo rat micronucleus assay.

No specific studies with lenvatinib have been conducted in animals to evaluate the effect on fertility; however, results from general toxicology studies in rats, monkeys, and dogs suggest there is a potential for lenvatinib to impair fertility. Male dogs exhibited testicular hypocellularity of the seminiferous epithelium and desquamated seminiferous epithelial cells in the epididymides at lenvatinib exposures approximately 0.02 to 0.09 times the AUC at the recommended clinical dose of 24 mg once daily. Follicular atresia of the ovaries was observed in monkeys and rats at exposures 0.2 to 0.8 times and 10 to 44 times the AUC at the recommended clinical dose of 24 mg once daily, respectively. In addition, in monkeys, a decreased incidence of menstruation was reported at lenvatinib exposures lower than those observed in humans at the recommended clinical dose of 24 mg once daily.

14 CLINICAL STUDIES

14.1 Differentiated Thyroid Cancer

A multicenter, randomized (2:1), double-blind, placebo-controlled study (SELECT; NCT01321554) was conducted in 392 patients with locally recurrent or metastatic radioactive iodine-refractory differentiated thyroid cancer and radiographic evidence of disease progression within 12 months prior to randomization, confirmed by independent radiologic review. Radioactive iodine (RAI)-refractory was defined as 1 or more measurable lesions with no iodine uptake on RAI scan, iodine uptake with progression within 12 months of RAI therapy, or having received cumulative RAI activity >600 mCi (22 GBq) with the last dose administered at least 6 months prior to study entry. Patients were randomized to receive LENVIMA 24 mg once daily (n=261) or placebo (n=131) until disease progression. Randomization was stratified by geographic region, prior VEGF/VEGFR-targeted therapy, and age. The major efficacy outcome measure was progression-free survival (PFS) as determined by blinded independent radiologic review using Response Evaluation Criteria in Solid Tumors (RECIST) 1.1. Independent review confirmation of disease progression was required prior to discontinuing patients from the randomization phase of the study. Other efficacy outcome measures included objective response rate (ORR) and overall survival (OS). Patients in the placebo arm could receive LENVIMA following independent review confirmation of disease progression.

Of the 392 patients randomized, 51% were male, the median age was 63 years, 40% were 65 years or older, 79% were White, 54% had an Eastern Cooperative Oncology Group (ECOG) performance status (PS) of 0, and 24% had received 1 prior VEGF/VEGFR-targeted therapy. Metastases were present in 99% of the patients: lungs in 89%, lymph nodes in 52%, bone in 39%, liver in 18%, and brain in 4%. The histological diagnoses were papillary thyroid cancer (66%) and follicular thyroid cancer (34%); of those with follicular histology, 44% had Hürthle cell and 11% had clear cell subtypes. In the LENVIMA arm, 67% of patients did not demonstrate iodine uptake on any RAI scan compared to 77% in the placebo arm. Additionally, 59% of patients on the LENVIMA arm and 61% of patients on placebo arm

progressed, according to RECIST 1.1, within 12 months of prior I 131 therapy; 19.2% of patients on the LENVIMA arm and 17.6% of patients on placebo arm received prior cumulative activity of >600 mCi or 22 GBq I 131, with the last dose administered at least 6 months prior to study entry. The median cumulative RAI activity administered prior to study entry was 350 mCi (12.95 GBq).

A statistically significant prolongation in PFS was demonstrated in LENVIMA-treated patients compared to those receiving placebo (Table 17 and Figure 1). Upon confirmation of progression, 83% of patients that were randomly assigned to placebo crossed over to receive open-label LENVIMA.

Table 17: Efficacy Results in Differentiated Thyroid Cancer in SELECT

	LENVIMA N=261	**Placebo N=131**
Progression-Free Survival (PFS)[a]		
Number of events (%)	107 (41)	113 (86)
Progressive disease	93 (36)	109 (83)
Death	14 (5)	4 (3)
Median PFS in months (95% CI)	18.3 (15.1, NE)	3.6 (2.2, 3.7)
Hazard ratio (95% CI)[b]	0.21 (0.16, 0.28)	
p-value[c]	<0.001	
Objective Response Rate[a]		
Objective response rate	65%	2%
(95% CI)	(59%, 71%)	(0%, 4%)
Complete response	2%	0%
Partial response	63%	2%
p-value[d]	<0.001	
Overall Survival (OS)[e]		
Number of deaths (%)	71 (27)	47 (36)
Median OS in months (95% CI)	NE (22.1, NE)	NE (20.3, NE)
Hazard ratio (95% CI)[b]	0.73 (0.50, 1.07)	
p-value[b]	0.10	

a Independent radiologic review
b Estimated with Cox proportional hazard model stratified by region (Europe vs North America vs other), age group (≤65 years vs >65 years), and previous VEGF/VEGFR-targeted therapy (0 vs 1)
c Log-rank test stratified by region (Europe vs North America vs other), age group (≤65 years vs >65 years), and previous VEGF/VEGFR-targeted therapy (0 vs 1)
d Cochran-Mantel-Haenszel chi-square test
e NE = Not estimable

Figure 1: Kaplan-Meier Curves for Progression-Free Survival in SELECT

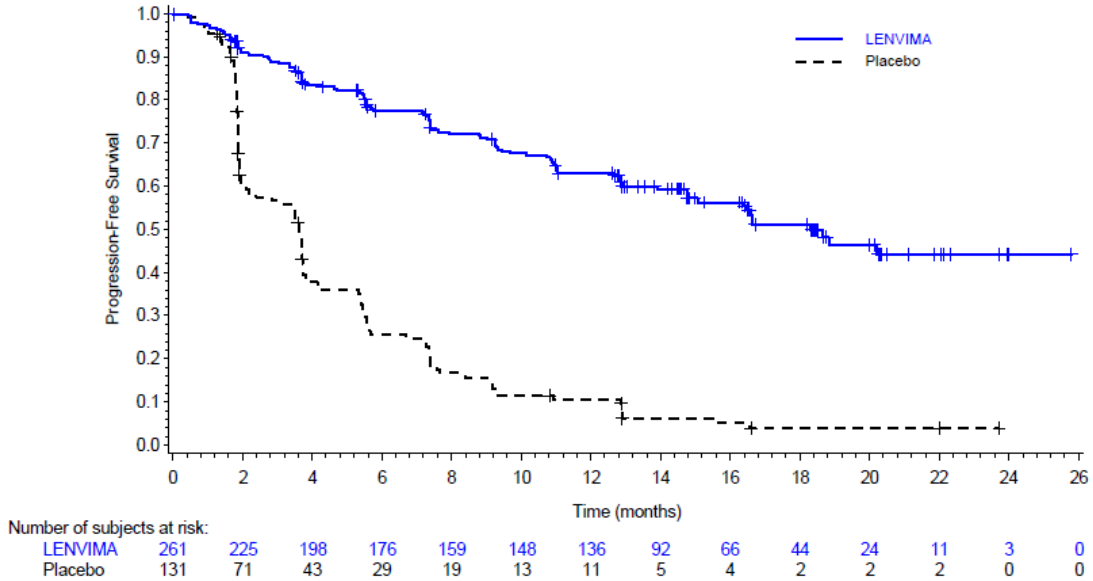

14.2 Renal Cell Carcinoma

First-Line Treatment of Patients with RCC in Combination with Pembrolizumab

CLEAR

The efficacy of LENVIMA in combination with pembrolizumab was investigated in CLEAR (NCT02811861), a multicenter, open-label, randomized trial that enrolled 1069 patients with advanced RCC with a predominantly clear-cell component in the first-line setting. Patients were enrolled regardless of PD-L1 tumor expression status. Patients with active autoimmune disease or a medical condition that required immunosuppression were ineligible. Randomization was stratified by geographic region (North America and Western Europe versus "Rest of the World") and Memorial Sloan Kettering Cancer Center (MSKCC) prognostic groups (favorable, intermediate and poor risk).

Patients were randomized (1:1:1) to one of the following treatment arms:

- LENVIMA 20 mg orally once daily in combination with pembrolizumab 200 mg intravenously every 3 weeks up to 24 months.
- LENVIMA 18 mg orally once daily in combination with everolimus 5 mg orally once daily.
- Sunitinib 50 mg orally once daily for 4 weeks then off treatment for 2 weeks.

Treatment continued until unacceptable toxicity or disease progression. Administration of LENVIMA with pembrolizumab was permitted beyond RECIST-defined disease progression if the patient was clinically stable and considered by the investigator to be deriving clinical benefit. Pembrolizumab dosing was continued for a maximum of 24 months; however, treatment with LENVIMA could be continued beyond 24 months. Assessment of tumor status was performed at baseline and then every 8 weeks.

The study population characteristics were: median age of 62 years (range: 29 to 88 years); 42% age 65 or older, 75% male; 74% White, 21% Asian, 1% Black, and 2% other races; 18% and 82% of patients had a baseline KPS of 70 to 80 and 90 to 100, respectively; patient distribution by MSKCC risk categories was 27% favorable, 64% intermediate and 9% poor. Common sites of metastases in patients were lung (68%), lymph node (45%), and bone (25%).

The major efficacy outcome measures were PFS, as assessed by independent radiologic review (IRC) according to RECIST v1.1, and OS. Additional efficacy outcome measures included confirmed ORR as assessed by IRC. At the protocol-specified interim analysis, LENVIMA in combination with pembrolizumab demonstrated statistically significant improvements in PFS, OS, and ORR compared with sunitinib. An updated OS analysis was conducted when approximately 304 deaths were observed based on the planned number of deaths for the pre-specified final analysis. Table 18 and Figures 2 and 3 summarize the efficacy results for CLEAR.

Table 18: Efficacy Results in Renal Cell Carcinoma Per IRC in CLEAR

	LENVIMA 20 mg with Pembrolizumab 200 mg N=355	**Sunitinib 50 mg N=357**
Progression-Free Survival (PFS)		
Number of events, n (%)	160 (45%)	205 (57%)
Progressive disease	145 (41%)	196 (55%)
Death	15 (4%)	9 (3%)
Median PFS in months (95% CI)	23.9 (20.8, 27.7)	9.2 (6.0, 11.0)
Hazard Ratio[a] (95% CI)	0.39 (0.32, 0.49)	
p-value[b]	<0.0001	
Overall Survival (OS)		
Number of deaths, n (%)	80 (23%)	101 (28%)
Median OS in months (95% CI)	NR (33.6, NE)	NR (NE, NE)
Hazard Ratio[a] (95% CI)	0.66 (0.49, 0.88)	
p-value[b]	0.0049	
Updated OS		
Number of deaths, n (%)	149 (42%)	159 (45%)
Median OS in months (95% CI)	53.7 (48.7, NE)	54.3 (40.9, NE)
Hazard Ratio[a] (95% CI)	0.79 (0.63, 0.99)	
Objective Response Rate (Confirmed)		
Objective response rate, n (%)	252 (71%)	129 (36%)
(95% CI)	(66, 76)	(31, 41)
Complete response rate	16%	4%
Partial responses rate	55%	32%
p-value[c]	<0.0001	

Tumor assessments were based on RECIST 1.1; only confirmed responses are included for ORR.
Data cutoff date = 28 Aug 2020, Updated OS cutoff date = 31 July 2022
CI = confidence interval; NE= Not estimable; NR= Not reached
a Hazard ratio is based on a Cox Proportional Hazards Model, stratified by geographic region and MSKCC prognostic groups.
b Two-sided p-value based on stratified log-rank test.
c Two-sided p-value based upon CMH test.

Figure 2: Kaplan-Meier Curves for Progression-Free Survival in CLEAR

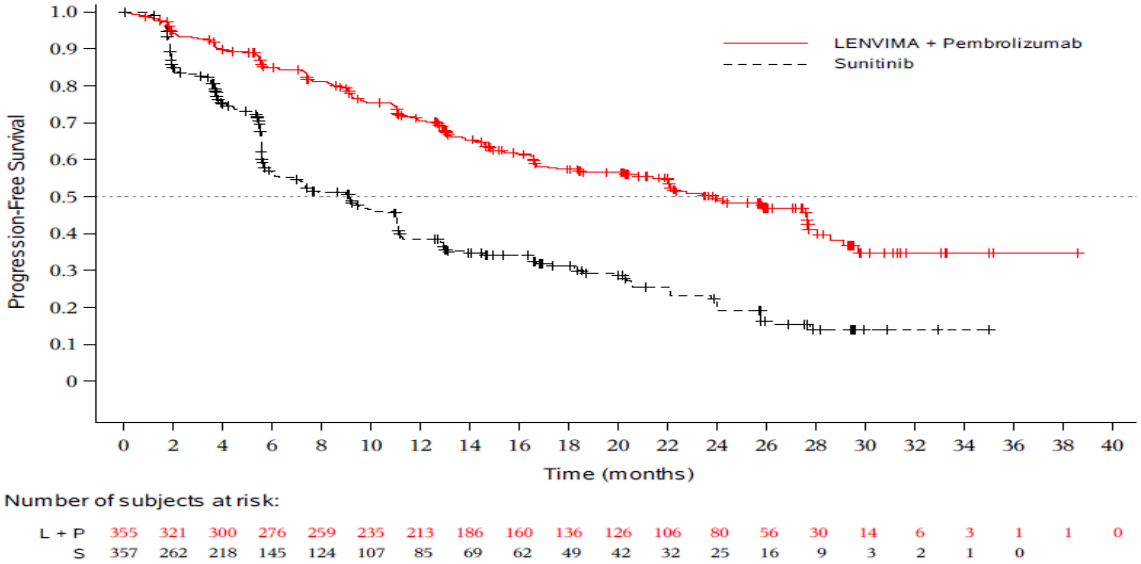

L + P = LENVIMA + Pembrolizumab; S = Sunitinib.

Figure 3: Kaplan-Meier Curves for Updated Overall Survival in CLEAR

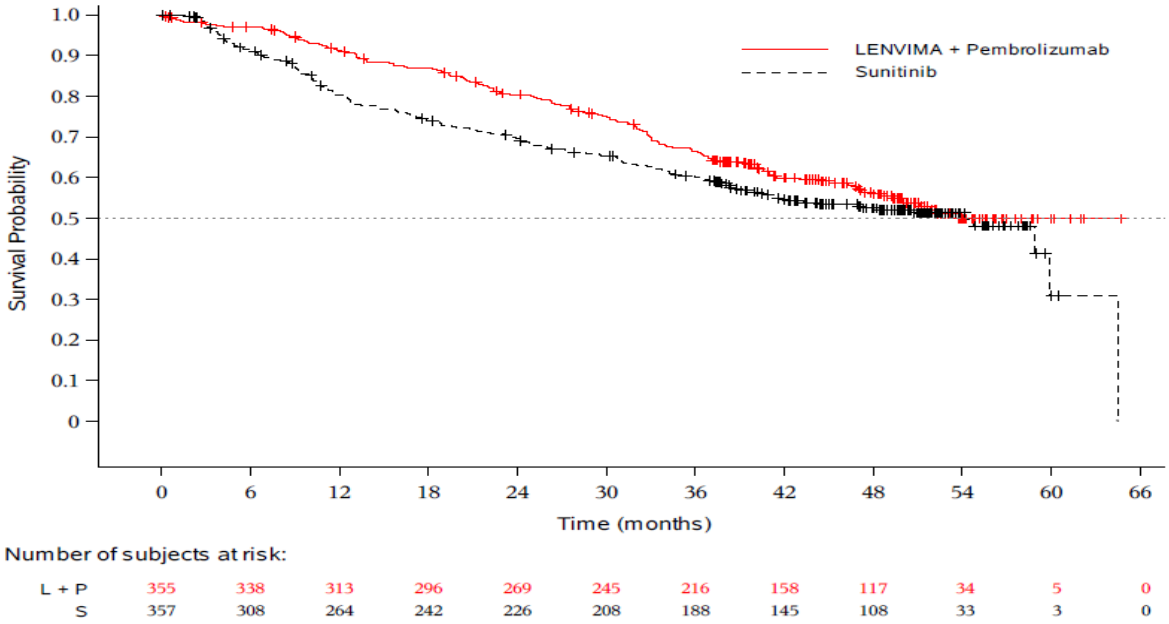

L + P = LENVIMA + Pembrolizumab; S = Sunitinib.

KEYNOTE-B61

The efficacy of LENVIMA in combination with pembrolizumab was investigated in a multicenter, single-arm study, KEYNOTE-B61 (NCT04704219), that enrolled 160 patients with advanced or metastatic non-clear cell RCC in the first-line setting. Patients with active autoimmune disease or a medical condition that required immunosuppression were ineligible.

Patients received LENVIMA 20 mg orally once daily in combination with pembrolizumab 400 mg every 6 weeks for up to 24 months or until unacceptable toxicity or disease progression. LENVIMA could be continued as a single agent beyond 24 months until unacceptable toxicity or disease progression. Administration of LENVIMA with pembrolizumab was permitted beyond RECIST-defined disease progression if the patient was considered by the investigator to be deriving clinical benefit.

Among the 158 treated patients, the baseline characteristics were: median age of 60 years (range: 24 to 87 years); 71% male; 86% White, 8% Asian, and 3% Black; <1% Hispanic or Latino; 22% and 78% of patients had a baseline KPS of 70 to 80 and 90 to 100, respectively; histologic subtypes were 59% papillary, 18% chromophobe, 4% translocation, <1% medullary, 13% unclassified, and 6% other; patient distribution by IMDC risk categories was 35% favorable, 54% intermediate, and 10% poor. Common sites of metastases in patients were lymph node (65%), lung (35%), bone (30%), and liver (21%).

The major efficacy outcome measure was ORR as assessed by BICR using RECIST 1.1. Additional efficacy outcome measures included DOR as assessed by BICR using RECIST 1.1. Efficacy results are summarized in Table 19.

Table 19: Efficacy Results in Study (NCT04704219)

Endpoint	**LENVIMA 20 mg and pembrolizumab 400 mg every 6 weeks n=158**
Objective Response Rate (Confirmed)	
ORR, (95% CI)	51% (43, 59)
Complete response	8%
Partial response	42%
Duration of Response*	
Median in months (range)	19.5 (1.5+, 23.5+)

CI = confidence interval
* Based on Kaplan-Meier estimates
+ Denotes ongoing response

Treatment of Advanced ccRCC in Combination with Belzutifan (LITESPARK-011)

The efficacy of LENVIMA in combination with belzutifan, was evaluated in LITESPARK-011 (NCT04586231) an open-label, randomized, active-controlled clinical trial in 747 patients with advanced renal cell carcinoma with a clear cell component (ccRCC). Eligible patients had locally advanced or metastatic ccRCC and had progressed on or after a PD-1 or PD-L1 inhibitor, or within 6 months of completing adjuvant therapy with a PD-1 inhibitor. The study excluded patients with hypoxia, active CNS metastases and clinically significant cardiac disease within 6 months before first dose of study intervention.

Patients were randomized in a 1:1 ratio to receive one of the following treatment arms until disease progression or unacceptable toxicity:

- LENVIMA 20 mg orally once daily in combination with belzutifan 120 mg orally once daily (N=371).
- Cabozantinib 60 mg orally once daily (N=376).

Randomization was stratified by IMDC risk categories (favorable versus intermediate versus poor), number of prior lines of therapy (1 versus 2), and geographic region (North America versus Western Europe versus Rest of World). Imaging was performed every 8 weeks for the first 80 weeks and then every 12 weeks thereafter.

The major efficacy endpoints were progression-free survival (PFS) measured by BICR using RECIST v1.1 and overall survival (OS). Additional efficacy endpoints included objective response rate (ORR) by BICR using RECIST v1.1.

The study population characteristics were: median age 63 years [range 30 to 86 years], 76% male; 87% White; 9% Asian; 1.6% American Indian or Alaska Native; 1.1% multiple races; 0.4% Black or African American; 0.8% not reported; 74% not Hispanic or Latino; 18% Hispanic or Latino; 8% ethnicity not reported. Fifty-eight percent of patients were ECOG performance status 0, 41% were ECOG performance status 1, and 1.2% were ECOG performance status 2. Seventy-two percent of patients had 1 prior line of therapy (4.4% with adjuvant therapy only), 28% had 2 prior lines of therapy. Patient distribution by IMDC risk categories was 24% favorable, 59% intermediate, and 17% poor. Bone metastasis was present in 40% of patients; liver metastasis was present in 25%.

The trial demonstrated a statistically significant improvement in PFS and ORR for patients randomized to LENVIMA in combination with belzutifan compared to cabozantinib. The efficacy results for advanced ccRCC in LITESPARK-011 are summarized in Table 20 and Figure 4.

Table 20: Efficacy Results in Patients with Advanced ccRCC in LITESPARK-011		
	LENVIMA with Belzutifan **N=371**	**Cabozantinib** **N=376**
Progression-Free Survival (PFS)		
Number of events, n (%)	196 (53%)	240 (64%)
Progressive disease	172 (46%)	211 (56%)
Death	24 (7%)	29 (8%)
Median PFS in months (95% CI)[a]	14.6 (11.1, 16.6)	10.6 (9.2, 11.1)
Hazard Ratio (95% CI) [b]	0.74 (0.61, 0.89)	
p-value[c]	0.001	
Overall Survival (OS)		
Number of events, n (%)	195 (53%)	224 (60%)
Median OS in months (95% CI)[a]	33.7 (29.0, 46.9)	28.6 (24.1, 31.4)
Hazard Ratio (95% CI)[b]	0.85 (0.70, 1.03)	
p-value[d]	NS	
Objective Response Rate (Confirmed)		
Objective response rate, n (%)	195 (53%)	149 (40%)
(95% CI)	(47, 58)	(35, 45)
Number of complete responses, n (%)	15 (4%)	4 (1.1%)
Number of partial responses, n (%)	180 (49%)	145 (39%)
p-value[e]	0.0002	

CI = confidence interval
NS = not statistically significant
a From product-limit (Kaplan-Meier) method for censored data
b Based on the stratified Cox proportional hazard model
c One-sided p-value based on stratified log-rank test compared with the significance boundary of 0.0017
d Based on stratified log-rank test
e One-sided p-value based on stratified Miettinen and Nurminen (M&N) method.

Among the 195 patients treated with LENVIMA in combination with belzutifan, who achieved a confirmed response based on BICR per RECIST 1.1, 122 (63%) patients had a duration of response ≥12 months at the pre-specified final analysis.

Figure 4: Kaplan-Meier Curve for Progression-Free Survival in LITESPARK-011

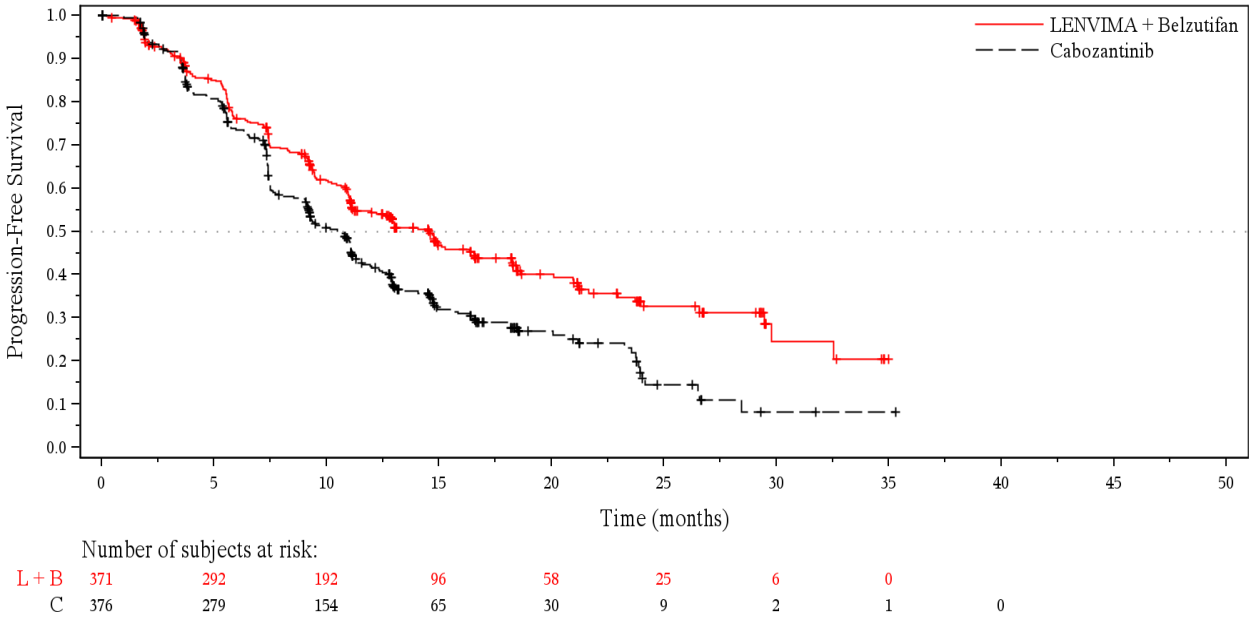

L + B = LENVIMA + Belzutifan; C = Cabozantinib.

Previously Treated RCC in Combination with Everolimus (Study 205)

The efficacy was evaluated in a multicenter, randomized (1:1:1) study (Study 205: NCT01136733), in which 153 patients with advanced or metastatic renal cell carcinoma who have previously received anti-angiogenic therapy received LENVIMA 18 mg orally once daily with everolimus 5 mg orally once daily, LENVIMA 24 mg orally once daily, or everolimus 10 mg orally once daily. Patients were required to have histological confirmation of clear cell RCC and ECOG PS of 0 or 1. Patients were stratified by hemoglobin level (≤ or >13 g/dL for males and ≤ or >11.5 g/dL for females) and corrected serum calcium (≥10 mg/dL vs. < 10 mg/dL). The major efficacy outcome measure was investigator-assessed PFS evaluated according to RECIST 1.1.

Of the 101 patients randomized to the LENVIMA with everolimus arm or everolimus arm, 72% were male, the median age was 60 years, 31% were older than 65 years, and 96% were White. Metastases were present in 95% of the patients and unresectable advanced disease was present in 5%. All patients had a baseline ECOG PS of either 0 (54%) or 1 (46%) with similar distribution across these two treatment arms. MSKCC favorable, intermediate, and poor-risk categories were observed, respectively, in 24%, 37%, and 39% of patients in the LENVIMA with everolimus arm and 24%, 38%, and 38% of patients in the everolimus arm.

Efficacy results from Study 205 are summarized in Table 21 and Figures 5 and 6. The treatment effect of the combination on PFS was supported by a retrospective independent review of radiographs with an observed hazard ratio (HR) of 0.43 (95% CI: 0.24, 0.75) compared with the everolimus arm.

Table 21: Efficacy Results in Renal Cell Carcinoma Per Investigator Assessment in Study 205		
	LENVIMA 18 mg with Everolimus 5 mg N=51	**Everolimus 10 mg N=50**
Progression-Free Survival (PFS)[a]		
Number of events, n (%)	26 (51)	37 (74)
Progressive disease	21 (41)	35 (70)
Death	5 (10)	2 (4)
Median PFS in months (95% CI)	14.6 (5.9, 20.1)	5.5 (3.5, 7.1)
Hazard Ratio (95% CI)[b] LENVIMA with Everolimus vs Everolimus	0.37 (0.22, 0.62)	-
Overall Survival (OS)[c]		
Number of deaths, n (%)	32 (63)	37 (74)
Median OS in months (95% CI)	25.5 (16.4, 32.1)	15.4 (11.8, 20.6)
Hazard Ratio (95% CI)[b] LENVIMA with Everolimus vs Everolimus	0.67 (0.42, 1.08)	-
Objective Response Rate (Confirmed)		
Objective response rate, n (%)	19 (37)	3 (6)
(95% CI)	(24, 52)	(1, 17)
Number of complete responses, n (%)	1 (2)	0
Number of partial responses (%)	18 (35)	3 (6)

Tumor assessments were based on RECIST v1.1 criteria for progression but only confirmed responses are included for ORR. Data cutoff date = 13 Jun 2014

CI = confidence interval

a Point estimates are based on Kaplan-Meier method and 95% CIs are based on the Greenwood formula using log-log transformation.

b Hazard ratio is based on a stratified Cox regression model including treatment as a covariate factor and hemoglobin and corrected serum calcium as strata.

c Data cutoff date = 31 Jul 2015

Figure 5: Kaplan-Meier Curves for Progression-Free Survival in Study 205

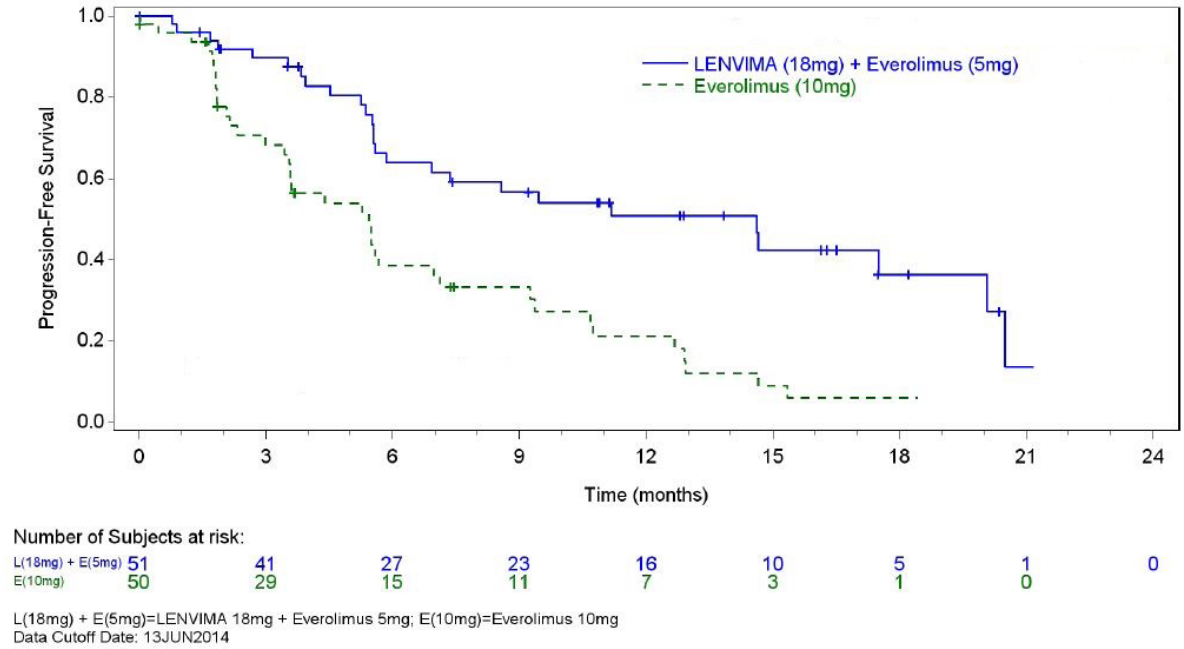

L(18mg) + E(5mg)=LENVIMA 18mg + Everolimus 5mg; E(10mg)=Everolimus 10mg
Data Cutoff Date: 13JUN2014

Figure 6: Kaplan-Meier Curves for Overall Survival in Study 205

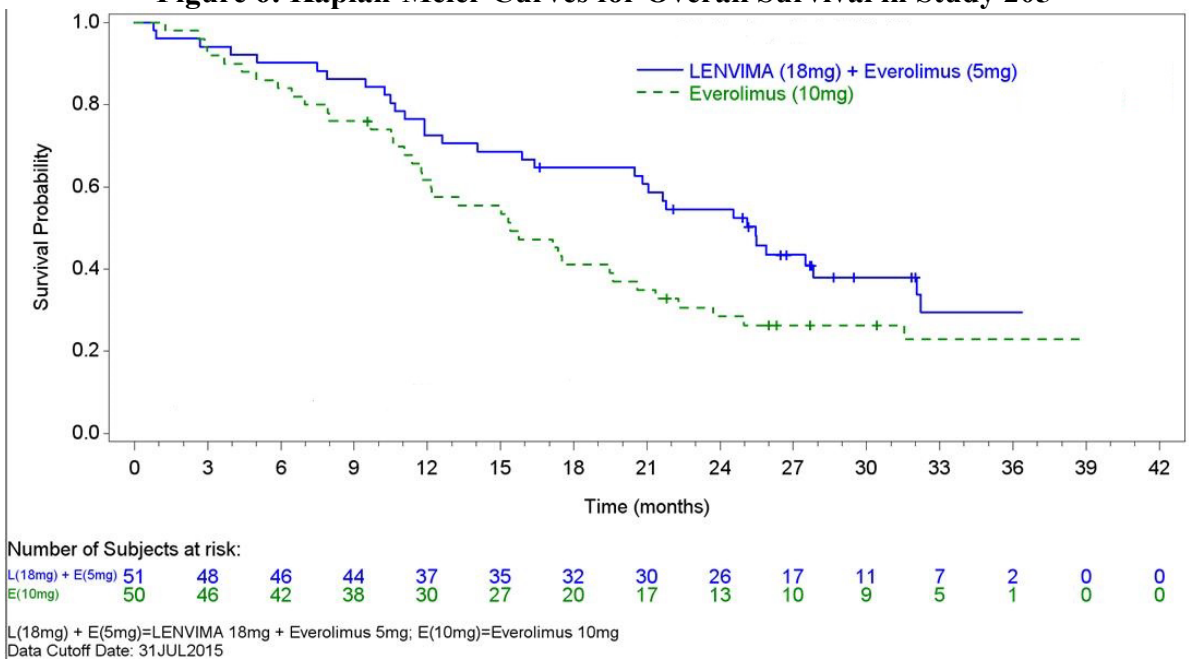

L(18mg) + E(5mg)=LENVIMA 18mg + Everolimus 5mg; E(10mg)=Everolimus 10mg
Data Cutoff Date: 31JUL2015

14.3 Hepatocellular Carcinoma

The efficacy of LENVIMA was evaluated in a randomized, open-label, multicenter, international study (REFLECT; NCT01761266) conducted in patients with previously untreated unresectable hepatocellular carcinoma (HCC). The study enrolled adults with Child-Pugh A and Barcelona Clinic Liver Cancer (BCLC) Stage C or B HCC who were ineligible for local liver-directed therapy; had an ECOG PS of 0 or 1; had received no prior systemic therapy for HCC; and had at least one measurable target lesion according to modified RECIST for HCC.

Patients were randomized (1:1) to receive LENVIMA (12 mg for baseline body weight ≥60 kg or 8 mg for baseline body weight <60 kg) orally once daily or sorafenib 400 mg orally twice daily until radiological disease progression or unacceptable toxicity. Randomization was stratified by region (Western vs Asia Pacific), presence of macroscopic portal vein invasion or extrahepatic spread (yes vs no), ECOG PS (0 vs 1), and body weight (<60 kg vs ≥60 kg). The major efficacy outcome measure was overall survival (OS). REFLECT was designed to show the non-inferiority of LENVIMA to sorafenib for OS. Additional efficacy outcome measures were progression-free survival (PFS) and objective response rate (ORR) according to modified RECIST for HCC.

A total of 954 patients were randomized, 478 to the LENVIMA arm and 476 to the sorafenib arm. The demographics of the study population were: median age of 62 years (range: 20 to 88 years); 84% male; 69% Asian and 29% White; 63% ECOG PS of 0; and 69% weighed ≥60 kg. Of the 590 (62%) patients with at least one site of documented distant metastatic disease, 52% had lung metastasis, 45% had lymph node metastasis, and 16% had bone metastasis.

Macroscopic portal vein invasion, extra-hepatic spread, or both were present in 70% of patients. HCC was categorized as Child-Pugh A and BCLC Stage C in 79% and Child-Pugh A and BCLC Stage B in 21% of patients. Seventy-five percent (75%) of patients had radiographic evidence of cirrhosis at baseline. Investigator-documented primary risk factors for the development of HCC were hepatitis B (50%), hepatitis C (23%), alcohol use (6%), other (7%), and unknown (14%).

REFLECT demonstrated that LENVIMA was non-inferior to sorafenib for OS. REFLECT did not demonstrate a statistically significant improvement in OS for patients randomized to LENVIMA as compared to those in the sorafenib arm. LENVIMA was statistically significantly superior to sorafenib for PFS and ORR. Efficacy results are summarized in Table 22 and Figure 7.

Table 22: Efficacy Results in Hepatocellular Carcinoma in REFLECT		
	LENVIMA N= 478	**Sorafenib N=476**
Overall Survival		
Number of deaths (%)	351 (73)	350 (74)
Median OS in months (95% CI)	13.6 (12.1, 14.9)	12.3 (10.4, 13.9)
Hazard Ratio (95% CI)[a]	0.92 (0.79, 1.06)	
Progression-Free Survival[b] (mRECIST)		
Number of Events (%)	311 (65)	323 (68)
Median PFS in months (95% CI)	7.3 (5.6, 7.5)	3.6 (3.6, 3.7)
Hazard Ratio (95% CI)	0.64 (0.55, 0.75)	
p-value	<0.001	
Objective Response Rate[b] (mRECIST)		
Objective response rate	41%	12%
Complete responses, n (%)	10 (2.1)	4 (0.8)
Partial responses, n (%)	184 (38.5)	55 (11.6)
95% CI	(36%, 45%)	(10%, 16%)
p-value	<0.001	
Progression-Free Survival[b] (RECIST 1.1)		
Number of Events (%)	307 (64)	320 (67)
Median PFS in months (95% CI)	7.3 (5.6, 7.5)	3.6 (3.6, 3.9)
Hazard Ratio (95% CI)	0.65 (0.56, 0.77)	
Objective Response Rate[b] (RECIST 1.1)		
Objective response rate	19%	7%
Complete responses, n (%)	2 (0.4)	1 (0.2)
Partial responses, n (%)	88 (18.4)	30 (6.3)
95% CI	(15%, 22%)	(4%, 9%)

CI = confidence interval; ECOG PS = Eastern Cooperative Oncology Group Performance Status; HR = hazard ratio; OS = overall survival.

a Based on stratified Cox-model. Non-inferiority margin for HR (LENVIMA vs sorafenib) is 1.08.

b Per independent radiology review.

Figure 7: Kaplan-Meier Curves for Overall Survival in REFLECT

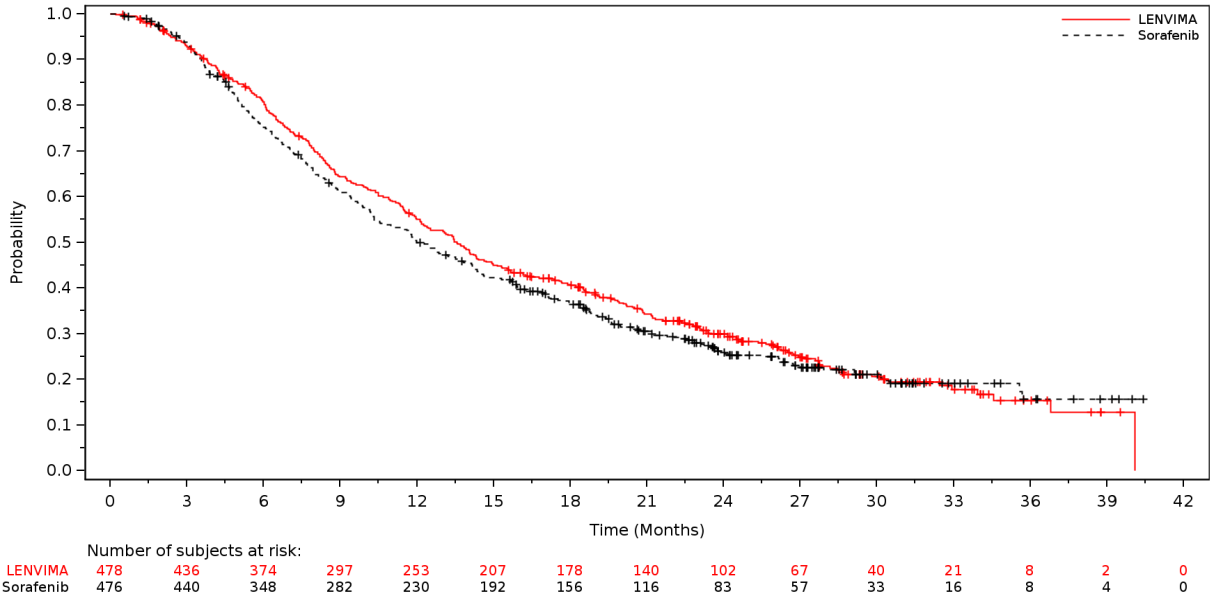

14.4 Endometrial Carcinoma (EC)

The efficacy of LENVIMA in combination with pembrolizumab was investigated in Study 309 (NCT03517449), a multicenter, open-label, randomized, active-controlled trial that enrolled 827 patients with advanced EC who had been previously treated with at least one prior platinum-based chemotherapy regimen in any setting, including in the neoadjuvant and adjuvant settings. Patients with endometrial sarcoma, including carcinosarcoma, or patients who had active autoimmune disease or a medical condition that required immunosuppression were ineligible. Patients with EC that were pMMR (using the VENTANA MMR RxDx Panel test) or not MSI-H were stratified by ECOG performance status, geographic region, and history of pelvic radiation. Patients were randomized (1:1) to one of the following treatment arms:

- LENVIMA 20 mg orally once daily in combination with pembrolizumab 200 mg intravenously every 3 weeks.
- Investigator's choice consisting of either doxorubicin 60 mg/m^2 every 3 weeks, or paclitaxel 80 mg/m^2 given weekly, 3 weeks on/1 week off.

Treatment with LENVIMA and pembrolizumab continued until RECIST v1.1-defined progression of disease as verified by BICR, unacceptable toxicity, or for pembrolizumab, a maximum of 24 months. Treatment was permitted beyond RECIST v1.1-defined disease progression if the treating investigator considered the patient to be deriving clinical benefit and the treatment was tolerated. Assessment of tumor status was performed every 8 weeks. The major efficacy outcome measures were OS and PFS as assessed by BICR according to RECIST v1.1, modified to follow a maximum of 10 target lesions and a maximum of 5 target lesions per organ. Additional efficacy outcome measures included ORR and DOR, as assessed by BICR.

Among the 697 pMMR or not MSI-H patients, 346 patients were randomized to LENVIMA in combination with pembrolizumab, and 351 patients were randomized to investigator's choice of doxorubicin (n=254) or paclitaxel (n=97). The population characteristics of these

patients were: median age of 65 years (range: 30 to 86), 52% age 65 or older; 62% White, 22% Asian, and 3% Black; 60% ECOG PS of 0 and 40% ECOG PS of 1. The histologic subtypes were endometrioid carcinoma (55%), serous (30%), clear cell carcinoma (7%), mixed (4%), and other (3%). All 697 of these patients received prior systemic therapy for EC: 67% had one, 30% had two, and 3% had three or more prior systemic therapies. Thirty-seven percent of patients received only prior neoadjuvant or adjuvant therapy.

Efficacy results for these patients are summarized in Table 23 and Figures 8 and 9.

Table 23: Efficacy Results in Endometrial Carcinoma in Study 309

	Endometrial Carcinoma (pMMR or not MSI-H)	
Endpoint	**LENVIMA with pembrolizumab N=346**	**Doxorubicin or Paclitaxel N=351**
OS		
Number (%) of patients with event	165 (48%)	203 (58%)
Median in months (95% CI)	17.4 (14.2, 19.9)	12.0 (10.8, 13.3)
Hazard ratio[a] (95% CI)	0.68 (0.56, 0.84)	
p-value[b]	0.0001	
PFS[c]		
Number (%) of patients with event	247 (71%)	238 (68%)
Median in months (95% CI)	6.6 (5.6, 7.4)	3.8 (3.6, 5.0)
Hazard ratio[a] (95% CI)	0.60 (0.50, 0.72)	
p-value[b]	<0.0001	
Objective Response Rate		
ORR[c] (95% CI)	30% (26, 36)	15% (12,19)
Complete response	5%	3%
Partial response	25%	13%
p-value[d]	<0.0001	
Duration of Response	N=105	N=53
Median in months (range)	9.2 (1.6+, 23.7+)	5.7 (0.0+, 24.2+)

a Based on the stratified Cox regression model
b Based on stratified log-rank test
c Per independent radiology review
d Based on Miettinen and Nurminen method stratified by ECOG performance status, geographic region, and history of pelvic radiation

Figure 8: Kaplan-Meier Curves for Overall Survival in Study 309 (pMMR or not MSI-H)

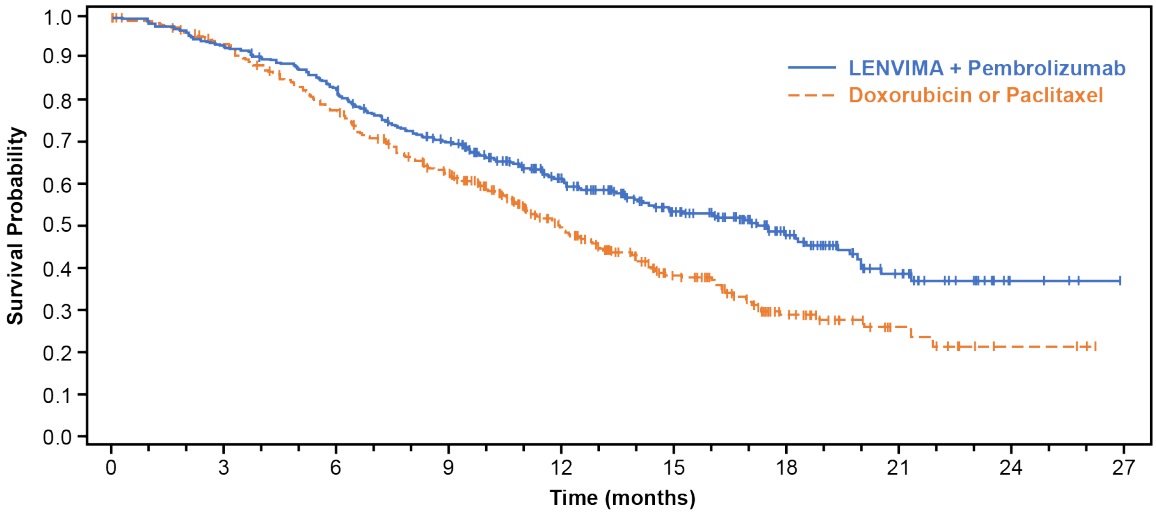

Number of subjects at risk:

LENVIMA + Pembrolizumab	346	322	285	232	160	109	62	28	5	0
Doxorubicin or Paclitaxel	351	319	262	201	120	70	33	11	3	0

Figure 9: Kaplan-Meier Curves for Progression-Free Survival in Study 309 (pMMR or not MSI-H)

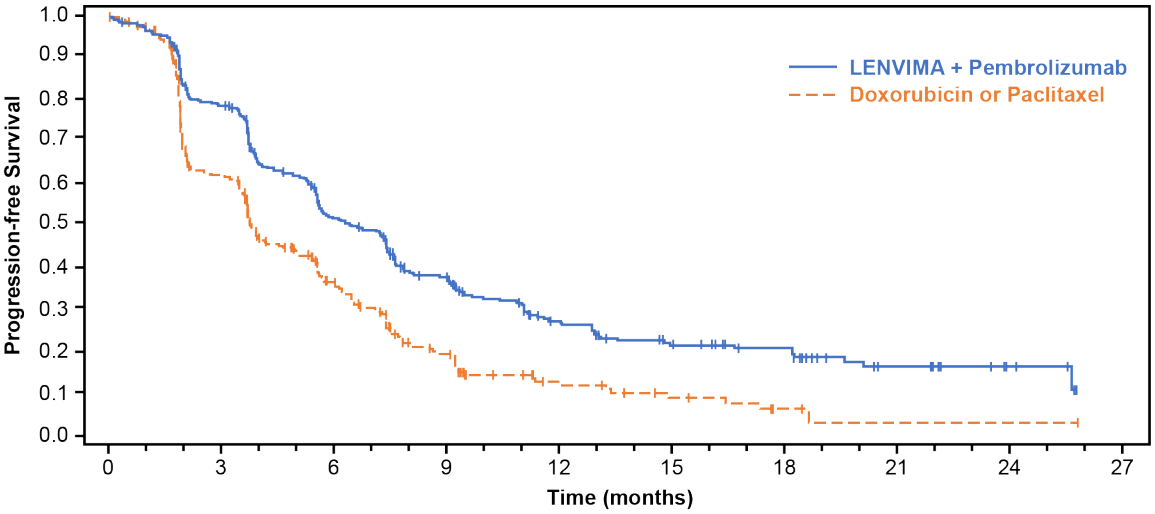

Number of subjects at risk:

LENVIMA + Pembrolizumab	346	264	165	112	60	39	30	12	5	0
Doxorubicin or Paclitaxel	351	177	83	37	15	8	3	1	1	0

16 HOW SUPPLIED/STORAGE AND HANDLING

LENVIMA 4 mg capsules are supplied as hard hypromellose capsules with yellowish-red body and yellowish-red cap, marked in black ink with "Є" on the cap and "LENV 4 mg" on the body.

LENVIMA 10 mg capsules are supplied as hard hypromellose capsules with yellow body and yellowish-red cap, marked in black ink with "Є" on the cap and "LENV 10 mg" on the body.

LENVIMA capsules are supplied in cartons of 6 cards. Each blister card contains a 5-day supply as follows:

Dose	Each blister card contains	NDC (Carton of 6 Blister Cards)	NDC (Single Blister Card)
24 mg	Ten 10 mg capsules and five 4 mg capsules	62856-724-30	62856-724-05
20 mg	Ten 10 mg capsules	62856-720-30	62856-720-05
18 mg	Five 10 mg capsules and ten 4 mg capsules	62856-718-30	62856-718-05
14 mg	Five 10 mg capsules and five 4 mg capsules	62856-714-30	62856-714-05
12 mg	Fifteen 4 mg capsules	62856-712-30	62856-712-05
10 mg	Five 10 mg capsules	62856-710-30	62856-710-05
8 mg	Ten 4 mg capsules	62856-708-30	62856-708-05
4 mg	Five 4 mg capsules	62856-704-30	62856-704-05

Store at 20°C to 25°C (68°F to 77°F); excursions permitted to 15°C to 30°C (59°F to 86°F) [see USP Controlled Room Temperature].

17 PATIENT COUNSELING INFORMATION

Advise the patient to read the FDA-approved patient labeling (Patient Information).

Hypertension

Advise patients to undergo regular blood pressure monitoring and to contact their healthcare provider if blood pressure is elevated *[see Warnings and Precautions (5.1)]*.

Cardiac Dysfunction

Advise patients that LENVIMA can cause cardiac dysfunction and to immediately contact their healthcare provider if they experience any symptoms or signs of cardiac dysfunction *[see Warnings and Precautions (5.2)]*.

Arterial Thrombotic Events

Advise patients to seek immediate medical attention for new onset chest pain or acute neurologic symptoms consistent with myocardial infarction or stroke *[see Warnings and Precautions (5.3)]*.

Hepatotoxicity

Advise patients that they will need to undergo laboratory tests to monitor liver function and to report any new symptoms indicating hepatic toxicity or failure *[see Warnings and Precautions (5.4)]*.

Proteinuria and Renal Failure/Impairment

Advise patients that they will need to undergo regular laboratory tests to monitor kidney function and protein in the urine *[see Warnings and Precautions (5.5, 5.6)]*.

Diarrhea

Advise patients when to start standard anti-diarrheal therapy and to maintain adequate hydration. Advise patients to contact their healthcare provider if they are unable to maintain adequate hydration *[see Warnings and Precautions (5.7)]*.

Fistula Formation and Gastrointestinal Perforation

Advise patients that LENVIMA can increase the risk of fistula formation or gastrointestinal perforation and to seek immediate medical attention for severe abdominal pain *[see Warnings and Precautions (5.8)]*.

QTc Interval Prolongation

Advise patients who are at risk for QTc prolongation that they will need to undergo regular ECGs. Advise all patients that they will need to undergo laboratory tests to monitor electrolytes *[see Warnings and Precautions (5.9)]*.

Hypocalcemia

Advise patients of the risks of hypocalcemia, that they will need to undergo laboratory tests to monitor calcium levels, and the potential requirement for calcium supplementation *[see Warnings and Precautions (5.10)]*.

Reversible Posterior Leukoencephalopathy Syndrome (RPLS)

Advise patients of the signs and symptoms of RPLS and to contact their healthcare provider for new onset or worsening neurological function *[see Warnings and Precautions (5.11)]*.

Hemorrhagic Events

Advise patients that LENVIMA can increase the risk for bleeding and to contact their healthcare provider immediately for bleeding or symptoms of severe bleeding *[see Warnings and Precautions (5.12)]*.

Impairment of Thyroid Stimulating Hormone Suppression/Thyroid Dysfunction

Advise patients that LENVIMA can cause hypothyroidism and that their thyroid function should be monitored regularly during treatment *[see Warnings and Precautions (5.13)]*.

Impaired Wound Healing

Advise patients that LENVIMA may impair wound healing. Advise patients to inform their healthcare provider of any planned surgical procedure *[see Warnings and Precautions (5.14)]*.

Osteonecrosis of the Jaw (ONJ)

Advise patients regarding good oral hygiene practices and to have preventive dentistry performed prior to treatment with LENVIMA and throughout treatment with LENVIMA. Inform patients being treated with LENVIMA, particularly those who are at high risk for ONJ, to avoid invasive dental procedures, if possible, and to inform their healthcare provider of any planned dental procedures *[see Warnings and Precautions (5.15)]*. Advise patients to immediately contact their healthcare provider for signs or symptoms associated with ONJ.

Embryo-Fetal Toxicity

Advise females of reproductive potential of the potential risk to a fetus and to inform their healthcare provider of a known or suspected pregnancy *[see Warnings and Precautions (5.16), Use in Specific Populations (8.1)]*.

Advise females of reproductive potential to use effective contraception during treatment with LENVIMA and for 30 days after the last dose *[see Use in Specific Populations (8.3)]*.

Refer to the prescribing information of agents administered in combination with LENVIMA for pregnancy and contraception information. When used in combination, advise patients to use effective contraception during treatment and for the longest post-treatment duration recommended in the prescribing information of the individual products.

Lactation

Advise women to discontinue breastfeeding during treatment with LENVIMA and for 1 week after the last dose *[see Use in Specific Populations (8.2)]*.

Refer to the prescribing information of agents administered in combination with LENVIMA for lactation information. When used in combination, advise patients not to breastfeed during treatment and for the longest post-treatment duration recommended in the prescribing information of the individual products.

Distributed by:
Eisai Inc.
Nutley, NJ 07110

LENVIMA® is a registered trademark of Eisai R&D Management Co., Ltd. and is licensed to Eisai Inc.

© 2015-2026 Eisai Inc.

PATIENT INFORMATION
LENVIMA® (lehn-veema)
(lenvatinib)
capsules

What is LENVIMA?

LENVIMA is a prescription medicine that is used to treat adults with certain kinds of cancer.

- LENVIMA is used by itself to treat differentiated thyroid cancer (DTC), a type of thyroid cancer that has come back or spread, can no longer be treated with radioactive iodine, and is progressing.
- LENVIMA is used to treat a type of kidney cancer called advanced renal cell carcinoma (RCC):
  - in combination with the medicine pembrolizumab or pembrolizumab and berahyaluronidase alfa-pmph as your first treatment when your kidney cancer has spread or cannot be removed by surgery.
  - in combination with the medicine belzutifan to treat advanced RCC with a clear cell component following treatment with a type of anticancer medicine called a programmed death receptor-1 (PD-1) or programmed death-ligand 1 (PD-L1).
  - in combination with the medicine everolimus after one course of treatment with another anti-cancer medicine (anti-angiogenic therapy).
- LENVIMA is used by itself as the first treatment for a type of liver cancer called hepatocellular carcinoma (HCC) when it cannot be removed by surgery.
- LENVIMA is used in combination with the medicine pembrolizumab or pembrolizumab and berahyaluronidase alfa-pmph to treat advanced endometrial carcinoma (EC), a type of uterine cancer:
  - when a laboratory test shows that your tumor is mismatch repair proficient (pMMR) or not microsatellite instability-high (MSI-H), **and**
  - you have received anti-cancer treatment, and it is no longer working, **and**
  - your cancer cannot be cured by surgery or radiation.

The safety and efficacy of LENVIMA have not been established in children.

Before you take LENVIMA, tell your healthcare provider about all of your medical conditions, including if you:

- have high blood pressure
- have heart problems
- have a history of blood clots in your arteries (type of blood vessel), including stroke, heart attack, or change in vision
- have or have had liver or kidney problems
- have a history of a tear (perforation) in your stomach or intestine, or an abnormal connection between two or more body parts (fistula)
- have headaches, seizures, or vision problems
- have any bleeding problems
- plan to have surgery, a dental procedure, or have had a recent surgery. You should stop taking LENVIMA at least 1 week before planned surgery. See **"What are the possible side effects of LENVIMA?"**
- are pregnant or plan to become pregnant. LENVIMA can harm your unborn baby.

  Females who are able to become pregnant:
  - Your healthcare provider will do a pregnancy test before you start treatment with LENVIMA.
  - Use an effective method of birth control (contraception) during treatment with LENVIMA and for 30 days after the last dose of LENVIMA. Talk with your healthcare provider about birth control methods you can use during

this time. Tell your healthcare provider right away if you become pregnant or think you are pregnant during treatment with LENVIMA.
  - If you are taking LENVIMA in combination with another medicine, your healthcare provider will tell you how long you should use birth control (contraception).
- are breastfeeding or plan to breastfeed. It is not known if LENVIMA passes into your breast milk. **Do not** breastfeed during treatment with LENVIMA and for 1 week after the last dose.
  - If you are taking LENVIMA in combination with another medicine, your healthcare provider will tell you how long you should not breastfeed.

Tell your healthcare provider about all the medicines you take, including prescription and over-the-counter medicines, vitamins, and herbal supplements.

Especially tell your healthcare provider if you are taking, or have taken, an osteoporosis medicine.

Know the medicines you take. Keep a list of your medicines to show to your healthcare provider and pharmacist when you get a new medicine.

How should I take LENVIMA?

- Take LENVIMA exactly as your healthcare provider tells you to take it.
- Your healthcare provider will tell you how much LENVIMA to take and when to take it.
- Take LENVIMA 1 time each day at the same time each day, with or without food.
- If you miss a dose of LENVIMA, take it as soon as you remember. If your next dose is due within 12 hours, skip the missed dose and take the next dose at your regular time.
- Swallow LENVIMA capsules whole**. Do not** crush or chew the LENVIMA capsules.
- If you cannot swallow LENVIMA capsules whole, LENVIMA capsules can be mixed with water or apple juice, then taken by mouth, or mixed with water and given through a feeding tube.
- If you take too much LENVIMA, call your healthcare provider or go to the nearest hospital emergency room right away.

How to take LENVIMA by mouth if you cannot swallow whole capsules:

- Place your daily dose, up to 5 capsules, in a small container or oral syringe (approximately 20 mL capacity).
- Add 3 mL of **water or apple juice** to the container or oral syringe. **Wait 10 minutes** for the capsule shell (outer surface) to dissolve completely, then stir or shake the mixture for 3 minutes until capsules are fully dissolved. **Do not** break or crush the capsules.
- Drink the liquid mixture or use an oral syringe to take directly into the mouth.
- Next, using a second syringe, add an additional 2 mL of liquid to the container or oral syringe (cap the first oral syringe before adding the additional water) then swirl or shake and take the liquid mixture. Repeat this step at least one time and until you cannot see any of the LENVIMA mixture left in the container or oral syringe to make sure all of the medicine is taken.
- If 6 capsules are required for your daily dose, follow the above instructions using 3 capsules at a time.

How to give LENVIMA through a feeding tube:

- LENVIMA should be given in feeding tubes of at least 5 French diameter (polyvinyl chloride or polyurethane tube) and at least 6 French diameter (silicone tube).
  - Place your daily dose, up to 5 capsules, in a syringe (20 mL capacity).
  - Add 3 mL of **water** to the syringe. **Wait 10 minutes** for the capsule shell (outer surface) to dissolve completely, then stir or shake the mixture for 3 minutes until capsules are fully dissolved. Do not break or crush the capsules.
  - Give the mixture through a feeding tube.
  - Next, cap the syringe and remove the plunger. Use a second syringe and add an additional 2 mL of liquid to the syringe. Swirl or shake and give the mixture in the feeding tube. Repeat this step at least one time and until you cannot see any of the LENVIMA mixture left in the syringe to make sure all of the medicine is taken.
  - If 6 capsules are required for your daily dose, follow the above instructions using 3 capsules at a time.

- LENVIMA mixture may be stored in a covered container in the refrigerator at 36ºF to 46ºF (2ºC to 8ºC) for a maximum of 24 hours. Throw away the LENVIMA mixture if not used within 24 hours of mixing.

What are the possible side effects of LENVIMA?

LENVIMA may cause serious side effects, including:

- **High blood pressure (hypertension).** High blood pressure is a common side effect of LENVIMA and can be serious. Your blood pressure should be well controlled before you start taking LENVIMA. Your healthcare provider should check your blood pressure regularly during treatment with LENVIMA. Tell your healthcare provider if you get high blood pressure during treatment with LENVIMA. Your healthcare provider may prescribe medicine to treat your high blood pressure.
- **Heart problems.** LENVIMA can cause serious heart problems, including heart failure that may lead to death. Your healthcare provider will check your heart function before and during treatment with LENVIMA. Tell your healthcare provider right away if you get any signs or symptoms of heart problems, including:
  - shortness of breath
  - swelling of your ankles
  - unusual weight gain
  - chest pain
  - feeling faint
- **Problem with blood clots in your blood vessels (arteries).** Get emergency medical help right away if you get any of the following symptoms:
  - severe chest pain or pressure
  - pain in your arms, back, neck or jaw
  - shortness of breath
  - numbness or weakness on one side of your body
  - trouble talking
  - sudden severe headache
  - sudden vision changes
- **Liver problems.** LENVIMA may cause liver problems that may lead to liver failure and death. Your healthcare provider will check your liver function before and during treatment with LENVIMA. Tell your healthcare provider right away if you develop any of the following symptoms:
  - your skin or the white part of your eyes turns yellow (jaundice)
  - dark or tea colored urine
  - light-colored stools (bowel movements)
  - nausea or vomiting
  - pain in your upper right stomach area (abdomen)
  - feeling drowsy, confused, or losing consciousness
- **Kidney problems.** Kidney failure, which can lead to death, has happened with LENVIMA treatment. Your healthcare provider should do regular blood tests to check your kidneys. Tell your healthcare provider if you develop any signs and symptoms of kidney problem:
  - changes in the amount or color of your urine
  - blood in your urine
  - swelling in your legs or ankles
  - loss of appetite
- **Increased protein in your urine (proteinuria).** Proteinuria is a common side effect of LENVIMA and can be serious. Your healthcare provider should check your urine for protein before and during treatment with LENVIMA.
- **Diarrhea.** Diarrhea is a common side effect of LENVIMA and can be serious. If you get diarrhea, ask your healthcare provider about medicines you can take to treat your diarrhea. It is important to drink more water when you get diarrhea. Tell your healthcare provider or go to the emergency room if you are unable to drink enough liquids and your diarrhea cannot be controlled.
- **An opening in the wall of your stomach or intestines (perforation) or an abnormal connection between two or more body parts (fistula).** Get emergency medical help right away if you develop severe stomach area (abdomen) pain.

- **Changes in the electrical activity of your heart called QTc prolongation.** QTc prolongation can cause irregular heartbeats that can cause you to faint and may be life threatening. Your healthcare provider will do blood tests before and during your treatment with LENVIMA to check the salts (electrolytes) in your blood, including the levels of potassium, magnesium, and calcium, and may check the electrical activity of your heart with an electrocardiogram (ECG).
- **Low levels of blood calcium (hypocalcemia).** Your healthcare provider will check your blood calcium levels during treatment with LENVIMA and may tell you to take a calcium supplement if your calcium levels are low.
- **A condition called Reversible Posterior Leukoencephalopathy Syndrome (RPLS).** Tell your healthcare provider right away if you get any of the following new or worsening symptoms:
  - severe headache
  - seizures
  - weakness
  - confusion
  - change in vision
- **Bleeding.** LENVIMA can cause serious bleeding problems that may lead to death. Tell your healthcare provider right away if you develop any signs or symptoms of bleeding during treatment with LENVIMA, including:
  - severe and persistent nose bleeds
  - vomiting blood
  - red or black (looks like tar) stools
  - blood in your urine
  - coughing up blood or blood clots
  - heavy or new onset vaginal bleeding
- **Change in thyroid hormone levels**. Your healthcare provider should check your thyroid hormone levels before starting and every month during treatment with LENVIMA.
- **Wound healing problems.** Wound healing problems have happened in some people who take LENVIMA. Tell your healthcare provider if you plan to have any surgery before or during treatment with LENVIMA.
  - You should stop taking LENVIMA at least 1 week before planned surgery.
  - Your healthcare provider should tell you when you may start taking LENVIMA again after surgery.
- **Severe jawbone problems (osteonecrosis).** Severe jawbone problems have happened in some people who take LENVIMA. Certain risk factors such as taking a bisphosphonate medicine or the medicine denosumab, having dental disease, or an invasive dental procedure may increase your risk of getting jawbone problems. Your healthcare provider should examine your mouth before you start and during treatment with LENVIMA. Tell your dentist that you are taking LENVIMA. It is important for you to practice good mouth care during treatment with LENVIMA. Tell your healthcare provider right away if you get signs or symptoms of jawbone problems during treatment with LENVIMA, including jaw pain, toothache, or sores on your gums. Tell your healthcare provider if you plan to have any dental procedures before or during treatment with LENVIMA. You should avoid having invasive dental procedures if possible, during treatment with LENVIMA. Stopping your bisphosphonate medicine before an invasive dental procedure may help decrease your risk of getting these jaw problems.
  - You should stop taking LENVIMA at least 1 week before planned dental surgery or invasive dental procedures.
  - Your healthcare provider should tell you when you may start taking LENVIMA again after dental procedures.

The most common side effects of LENVIMA in adults treated for thyroid cancer include:

- tiredness
- joint and muscle pain
- decreased appetite
- weight loss
- nausea
- mouth sores
- headache
- vomiting
- rash, redness, itching, or peeling of your skin on your hands and feet
- stomach area (abdomen) pain
- hoarseness

The most common side effects of LENVIMA in adults treated for liver cancer include:

- tiredness
- decreased appetite
- joint and muscle pain
- weight loss
- stomach area (abdomen) pain
- rash, redness, itching, or peeling of your skin on your hands and feet
- hoarseness
- bleeding
- decreased thyroid hormone levels (hypothyroidism)
- nausea

The most common side effects of LENVIMA in adults treated for kidney cancer in combination with pembrolizumab include:

- tiredness
- joint and muscle pain
- decrease in thyroid hormone levels
- mouth sores
- decreased appetite
- rash
- nausea
- weight loss
- hoarseness
- rash, redness, itching, or peeling of your skin on your hands and feet
- stomach area (abdomen) pain
- bleeding
- vomiting
- constipation
- liver problems
- headache
- sudden kidney injury

The most common side effects of LENVIMA in adults treated for endometrial cancer in combination with pembrolizumab include:

- decrease in thyroid hormone levels
- tiredness
- joint and muscle pain
- nausea
- decreased appetite
- vomiting
- mouth sores
- weight loss
- stomach area (abdomen) pain
- urinary tract infection
- constipation
- headache
- bleeding
- rash, redness, itching, or peeling of your skin on your hands and feet
- hoarseness
- rash

The most common side effects of LENVIMA in adults treated for kidney cancer in combination with belzutifan include:

- decreased red blood cell counts
- tiredness
- muscle and joint pain
- nausea
- decrease in thyroid hormone levels
- decreased appetite
- rash
- vomiting
- weight loss
- constipation
- stomach area (abdomen) pain
- mouth sores

The most common side effects of LENVIMA in adults treated for kidney cancer in combination with everolimus include:

- tiredness
- joint and muscle pain
- decreased appetite
- vomiting
- nausea
- mouth sores
- swelling in your arms and legs
- cough
- stomach area (abdomen) pain
- trouble breathing
- rash
- weight loss
- bleeding

Your healthcare provider may reduce your dose of LENVIMA, delay or completely stop treatment, if you have certain side effects.

LENVIMA may cause fertility problems in males and females. Talk to your healthcare provider if this is a concern for you.

These are not all the possible side effects of LENVIMA.

Call your doctor for medical advice about side effects. You may report side effects to FDA at 1-800-FDA-1088.

How should I store LENVIMA?

- Store LENVIMA at room temperature, between 68°F to 77°F (20°C to 25°C).

Keep LENVIMA and all medicines out of the reach of children.

General information about the safe and effective use of LENVIMA.

Medicines are sometimes prescribed for purposes other than those listed in a Patient Information leaflet. Do not use LENVIMA for a condition for which it was not prescribed. Do not give LENVIMA to other people, even if they have the same symptoms you have. It may harm them. You can ask your healthcare provider or pharmacist for information about LENVIMA that is written for health professionals.

What are the ingredients in LENVIMA?

Active ingredient: lenvatinib

Inactive ingredients: calcium carbonate, hydroxypropyl cellulose, low-substituted hydroxypropylcellulose, mannitol, microcrystalline cellulose, and talc.

The capsule shell contains: ferric oxide red, ferric oxide yellow, hypromellose, and titanium dioxide. The printing ink contains black iron oxide, potassium hydroxide, propylene glycol and shellac.

Distributed by: Eisai Inc., Nutley, NJ 07110

LENVIMA® is a registered trademark of Eisai R&D Management Co., Ltd. and is licensed to Eisai Inc.

For more information, call 1-877-873-4724 or go to www.LENVIMA.com.

© 2015-2026 Eisai Inc.

This Patient Information has been approved by the U.S. Food and Drug Administration. Revised: 09/2026